

Exceeding the Dataflow Limit via Value Prediction

Mikko H. Lipasti and John Paul Shen
Department of Electrical and Computer Engineering
Carnegie Mellon University
Pittsburgh PA, 15213
{mhl,shen}@ece.cmu.edu

Abstract

For decades, the serialization constraints imposed by true data dependences have been regarded as an absolute limit--the dataflow limit--on the parallel execution of serial programs. This paper proposes a new technique--value prediction--for exceeding that limit that allows data dependent instructions to issue and execute in parallel without violating program semantics. This technique is built on the concept of value locality, which describes the likelihood of the recurrence of a previously-seen value within a storage location inside a computer system. Value prediction consists of predicting entire 32- and 64-bit register values based on previously-seen values. We find that such register values being written by machine instructions are frequently predictable. Furthermore, we show that simple microarchitectural enhancements to a modern microprocessor implementation based on the PowerPC 620 that enable value prediction can effectively exploit value locality to collapse true dependences, reduce average result latency, and provide performance gains of 4.5%-23% (depending on machine model) by exceeding the dataflow limit.

1. Motivation and Related Work

There are two fundamental restrictions that limit the amount of *instruction level parallelism (ILP)* that can be extracted from sequential programs: *control flow* and *data flow*. *Control flow* limits *ILP* by imposing serialization constraints at forks and joins in a program's control flow graph [1]. *Data flow* limits *ILP* by imposing serialization constraints on pairs of instructions that are data dependent (i.e. one needs the result of another to compute its own result, and hence must wait for the other to complete before beginning to execute). Examining the extent and effect of these limits has been a popular and important area of research, particularly in the case of control flow [2,3,4,5]. Continuing advances in the development of accurate branch predictors (e.g. [6]) have led to increasingly-aggressive control-speculative microarchitectures (e.g. the Intel Pentium Pro [7]), which undertake aggressive measures to overcome control-flow restrictions by using branch prediction and speculative execution to bypass control dependences and expose additional instruction-level parallelism to the microarchitecture.

Meanwhile, numerous mechanisms have been proposed and implemented to eliminate false data dependences and tolerate the latencies induced by true data dependences by allowing instructions to execute out of program order (see [8] for an overview).

Surprisingly, in light of the extensive energies focused on eliminating control-flow restrictions on parallel instruction issue, less attention has been paid to eliminating data-flow restrictions on parallel issue. Recent work has focused primarily on reducing the latency of specific types of instructions (usually loads from memory) by rearranging pipeline stages [9, 10], initiating memory accesses earlier [11], or speculating that dependences to earlier stores do not exist [12, 13, 14, 15].

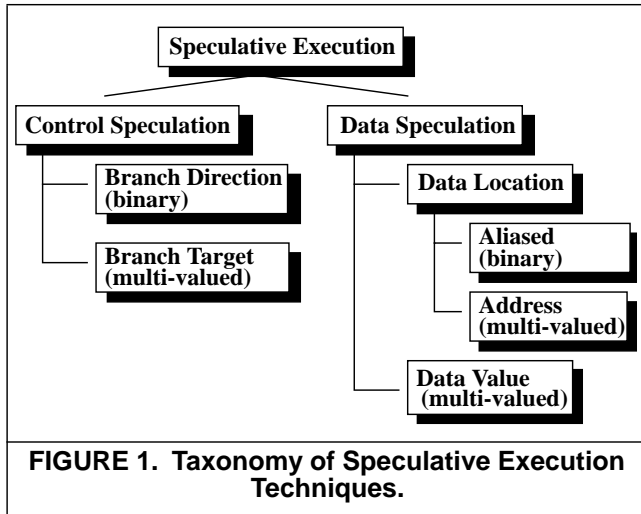
The most relevant prior work in the area of eliminating data-flow dependences consists of the *Tree Machine* [16,17], which uses a *value cache* to store and look up the results of recurring arithmetic expressions to eliminate redundant computation (the *value cache*, in effect, performs *common subexpression elimination* [1] in hardware). Richardson follows up on this concept in [18] by introducing the concepts of *trivial computation*, which is defined as the trivialization of potentially complex operations by the occurrence of simple operands; and *redundant computation*, where an operation repeatedly performs the same computation because it sees the same operands. He proposes a hardware mechanism (the *result cache*) which reduces the latency of such trivial or redundant complex arithmetic operations by storing and looking up their results in the *result cache*. In [19], we introduced *value locality*, a concept related to *redundant computation*, and demonstrated a technique--*Load Value Prediction*, or *LVP*--for predicting the results of load instructions at dispatch by exploiting the affinity between load instruction addresses and the values the loads produce. *LVP* differs from Harbison's *value cache* and Richardson's *result cache* in two important ways: first, the *LVP* table is indexed by instruction address, and hence value lookups can occur very early in the pipeline; second, it is speculative in nature, and relies on a verification mechanism to guarantee correctness. In contrast, both Harbison and Richardson use table indices that are only available later in the pipeline (Harbison uses data addresses, while Richardson uses actual operand values); and require their predictions to be correct, hence requiring mechanisms for keeping

their tables coherent with all other computation.

In this paper, we extend the LVP approach for predicting the results of load instructions to apply to all instructions that write an integer or floating point register; show that a significant proportion of such writes are trivially predictable; describe a *value prediction* hardware mechanism that allows dependent instructions to execute in parallel; and present results that demonstrate significant performance increases over our baseline machine models.

2. Taxonomy of Speculative Execution

In order to place our work on value prediction into a meaningful historical context, we introduce a taxonomy of speculative execution. This taxonomy, summarized in Figure 1, categorizes ours as well as previously-introduced techniques based on which types of dependences are being bypassed (control vs. data), whether the speculation relates to storage location or value, and what type of decision must be made to enable the speculation (binary vs. multi-valued).



2.1. Control Speculation

There are essentially two types of control speculation: speculating on the direction of a branch, which requires a binary decision (taken vs. not-taken); and speculating on the target of a branch, which requires a multi-valued decision (the target can potentially be anywhere in the program's address space). Examples of the former are any of the many branch prediction schemes explored in the literature (e.g. [20,6]), while examples of the latter are the Branch Target Buffer (*BTB*) or Branch Target Address Cache (*BTAC*) units included on most modern high-end microprocessors (e.g. the PowerPC 620 [15] or the Intel Pentium Pro [7]).

2.2. Data Speculation

Data speculation techniques break down logically into two categories: those that speculate on the storage location of the data, and those that speculate on the actual value of the

data. Furthermore, techniques that speculate on the location come in two fundamentally different flavors: those that speculate on a specific attribute of the storage location (e.g. whether or not it is aliased with an earlier definition), and those that speculate on the address of the storage location. An example of the former is *speculative disambiguation*, which optimistically assumes that an earlier definition does not alias with a current use, and provides a mechanism for checking the accuracy of that assumption. Speculative disambiguation has been implemented both in software [13] as well as in hardware [12, 14, 15]. Another example of this type of speculation occurs implicitly in most control-speculative processors, whenever execution proceeds speculatively past a join in the control-flow graph where multiple reaching definitions for a storage location are live [1]. By speculating past that join, the processor hardware is implicitly speculating that the definition on the predicted path to the join in question is in fact the correct one (as opposed to the definition on an alternate path).

There are a large number of techniques that speculate on data address. Most prefetching techniques, for example, are speculative in nature and rely on some heuristic for generating addresses of future memory references (e.g. [21, 22, 23, 24, 25]). Of course, since prefetching has no architected side effects, no mechanism is needed for verifying the accuracy of the prediction or for recovering from mispredictions. Another example of a technique that speculates on data address is *fast address calculation* [26, 11], which enables early initiation of memory loads by speculatively generating addresses early in the pipeline.

The final category in our taxonomy, techniques that speculate on data value, has received little attention in the literature. The only prior work we are aware of is the LVP structure described in [19]. This paper also falls squarely into the data-value-speculative category, since it is an extension of the LVP approach. Note that neither the *Tree Machine* [16,17] or Richardson's work [18] qualify since they are not speculative.

3. Value Locality

In this paper, we revisit the concept of *value locality*, which we first introduced in [19] as the likelihood of a previously-seen value recurring repeatedly within a storage location. Although the concept is general and can be applied to any storage location within a computer system, we have limited our current study to examine only the value locality of general-purpose or floating point registers immediately following instructions that write to those registers. A plethora of previous work on static and dynamic branch prediction (e.g. [20,6]) has focused on an even more restricted application of value locality, namely the prediction of a single condition bit based on its past behavior. In [19], we examined the value locality of registers being targeted by loads from memory. This paper can be viewed as a logical continuation of that work, extending the prediction of load values to the prediction of all integer and floating point register values.

TABLE 1. Benchmark Descriptions.

Benchmark	Description	Input Set	Instr. Count
cc1-271	GCC 2.7.1	SPEC95 genoutput.i	102M
cc1	SPEC92 GCC 1.35	SPEC92 insn-recog.i	146M
cjpeg	JPEG encoder	128x128 BW image	2.8M
compress	SPEC92 compression	1 iter. w/ 1/2 input	38.8M
eqntott	SPEC92 eqn to tr tbl	SPEC92 mod. input	25.5M
gawk	GNU awk	Parse 1.7M output	25.0M
gperf	GNU hash fn gen	-a -k 1-13 -D -o dict	7.8M
grep	GNU grep -c "st*mo"	Same as compress	2.3M
mpeg	MPEG decoder	4 frames	8.8M
perl	SPEC95 anagram srch	"admits" in 1/8 input	105M
quick	Recursive quick sort	5,000 elements	688K
sc	SPEC92 spreadsheet	SPEC92 short input	78.5M
xlisp	SPEC92 LISP	6 queens	52.1M
doduc	SPEC92 Nucl sim	SPEC92 tiny input	35.8M
hydro2d	SPEC92 galactic jets	SPEC92 short input	4.3M
swm256	SPEC92 water model	5 iterations	43.7M
tomcatv	SPEC92 mesh gen	4 iterations (vs. 100)	30.0M
Total			720M

Intuitively, it seems that it would be a very difficult task to discover any useful amount of value locality in a general purpose register. After all, a 32-bit register can contain any one of over four billion values—how could one possibly predict which of those is even somewhat likely to occur next? As it turns out, if we narrow the scope of our prediction mechanism by considering each static instruction individually, the task becomes much easier and we are able to accurately predict a significant fraction of register values being written by machine instructions.

What is it that makes these values predictable? After examining a number of real-world programs, we assert that value locality exists primarily for the same reason that *partial evaluation* [27] is such an effective compile-time optimization; namely, that real-world programs, run-time environments, and operating systems incur severe performance penalties because they are *general by design*. That is, they are implemented to handle not only contingencies, exceptional conditions, and erroneous inputs, all of which occur relatively rarely in real life, but they are also often designed with future expansion and code reuse in mind. Our results—which agree with Richardson’s persuasive arguments and results in [18]—show that even code that is aggressively optimized by modern, state-of-the-art compilers exhibits these tendencies.

The benchmark set we use to explore value locality and quantify its performance impact is summarized in Table 1. We have chosen thirteen integer benchmarks, five of them from SPEC ‘92, one from SPEC ‘95, along with two image-processing applications (cjpeg and mpeg), two commonly-used Unix utilities (gawk and grep), GNU’s perfect hash function generator (gperf), a more recent version of GCC

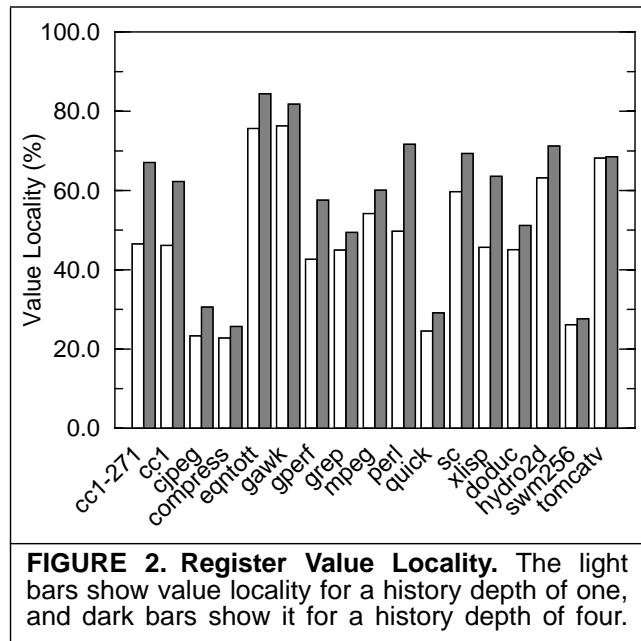


FIGURE 2. Register Value Locality. The light bars show value locality for a history depth of one, and dark bars show it for a history depth of four.

(cc1-271), and a recursive quicksort. In addition, we have chosen four of the SPEC ‘92 floating-point benchmarks. All benchmarks are compiled at full optimization with the IBM CSET reference compilers, and are run to completion with the input sets described, but do not include supervisor-state instructions, which our tracing tool is unable to capture.

Figure 2 shows the *register value locality* for all instructions that write an integer or floating point register in each of the benchmarks. The register value locality for each benchmark is measured by counting the number of times each static instruction writes a register value that matches a previously-seen value for that static instruction and dividing by the total number of dynamic register writes in the benchmark. Two sets of numbers are shown, one (light bars) for a history depth of one (i.e. we check for matches against only the most-recently-written value), while the second set (dark bars) has a history depth of four (i.e. we check against the last four unique values).¹ We see that even with a history depth of one, most of the programs exhibit value locality in the 40-50% range (average 49%), while extending the history depth to four (along with a perfect mechanism for choosing the right one of the four values) can improve that to the 60-70% range (average 61%). What that means is that a majority of static instructions exhibit very little variation in the values that they write during the course of a program’s execution.

To further explore the notion of value locality, we collected value predictability data that classifies register writes based on instruction type (the types are summarized in Table 2). These results are summarized in Figure 3. Once

1. The history values are stored in a direct-mapped table with 16K entries indexed but not tagged by instruction address, and the values (up to four) stored at each entry are replaced with an LRU policy. Hence, the potential exists for both constructive and destructive interference between instructions that map to the same entry.

TABLE 2. Instruction Types.

Instr Type	Description	Freq (%)
SC_A	Single-cycle arithmetic, 2 reg. operands	5.45
SC_A_I	Single-cycle arithmetic, 1 reg. operand	23.55
SC_L	Single-cycle logical, 2 reg. operands	1.86
SC_L_I	Single-cycle logical, 1 reg. operand	9.89
MC_A	Multi-cycle arithmetic, 2 reg. operands	0.14
MC_A_I	Multi-cycle arithmetic, 1 reg. operand	0.06
MC_MV	Multi-cycle register move	1.86
I_LD	Integer load instructions	33.00
ST_U	Store with base reg. update	5.14
FP_LD	FP load single	3.16
FPD_LD	FP load double	4.76
FP_A	FP instructions other than multiply	3.52
FP_M	FP multiply instructions	2.11
FP_MA	FP multiply-add instructions	3.65
FP_OTH	FP div,abs,neg.round to single precision	1.61
FP_MV	FP register move instructions	0.26

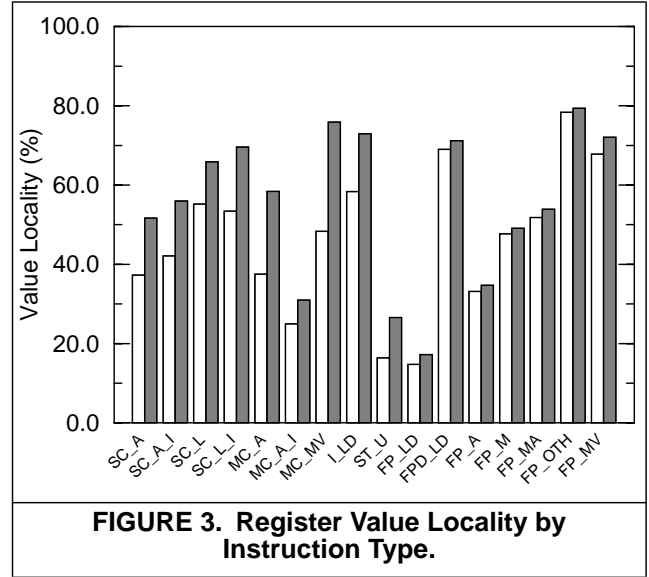
again, two sets of numbers are shown; one for a history depth of one, and another for a history depth of four. Integer and floating-point double loads (I_LD and FPD_LD) are the most predictable frequently-occurring instructions. FP_OTH, FP_MV, MC_MV are also very predictable but make up an insignificant portion of the dynamic instruction mix. For the single-cycle instructions, fewer input operands (one vs. two) correlate with higher value locality. For the multi-cycle instructions, however, the opposite is true.

The worst value locality is exhibited by the floating-point-single instructions. We attribute this to the fact that the floating-point benchmarks we used initialize input arrays with pseudo-random numbers, resulting in poor value locality for loads from these arrays.

The store-with-update (ST_U) instruction type also has poor value locality. This makes sense, since the ST_U instruction is used to step through an array at a fixed stride (hence the base address register is updated with a different value every time the instruction executes, and history-based value prediction will fail). On the other hand, ST_U is also used in function prologues to update the stack frame pointer, where, given the same call-depth, the value is predictable from one call to the next. Hence, some of our call-intensive benchmarks report higher value locality for ST_U. However, the former effect dominates and lowers the overall value locality for ST_U.

4. Exploiting Value Locality

The fact that the register writes in many programs demonstrate a significant degree of value locality opens up exciting new possibilities for the microarchitect. Since the results of many instructions can be accurately predicted before they are issued or executed, dependent instructions are no longer bound by the serialization constraints imposed by operand

**FIGURE 3. Register Value Locality by Instruction Type.**

data flow. Instructions can now be scheduled speculatively with additional degrees of freedom to better utilize existing functional units and hardware buffers, and are frequently able to complete execution sooner since the critical paths through dependence graphs have been collapsed. However, in order to exploit value locality and bring about all of these benefits, two mechanisms must be implemented: one for accurately predicting values--the VP (value prediction) unit--and one for verifying these predictions.

4.1. The Value Prediction Unit

Value prediction is useful only if it can be done accurately, since incorrect predictions can lead to increased structural hazards and longer latency (the misprediction penalty is described in greater detail in Section 5.3). Hence, we propose a two-level prediction structure for the VP Unit: the first level is used to generate the prediction values, and the second level is used to decide whether or not the predictions are likely to be accurate.

The internal structure of the VP Unit is summarized in Figure 4. The VP Unit consists of two tables: the *Classification Table* (CT) and the *Value Prediction Table* (VPT), both of which are direct-mapped and indexed by the instruction address (PC) of the instruction being predicted. Entries in the CT contain two fields: the *valid* field, which consists of either a single bit that indicates a valid entry or a partial or complete tag field that is matched against the upper bits of the PC to indicate a valid field; and the *prediction history*, which is a saturating counter of 1 or more bits. The prediction history is incremented or decremented whenever a prediction is correct or incorrect, respectively, and is used to classify instructions as either predictable or unpredictable. This classification is used to decide whether or not the result of a particular instruction should be predicted. Increasing the number of bits in the saturating counter adds hysteresis to the classification process and can help avoid erroneous classifications by ignoring anomalous values and/or

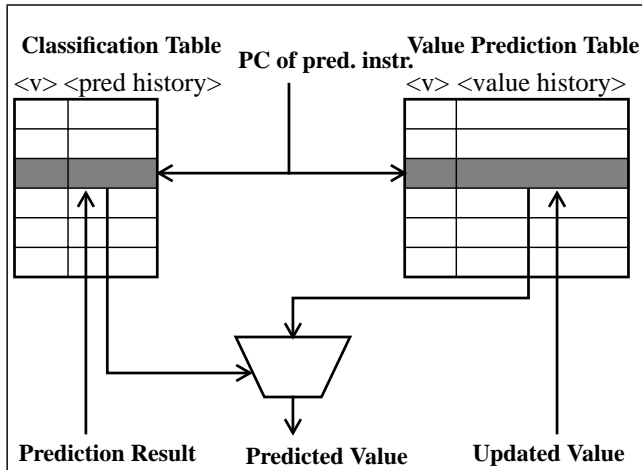


FIGURE 4. Value Prediction Unit. The PC of the instruction being predicted is used to index into the VPT to find a value to predict. At the same time, the CT is also indexed with the PC to determine whether or not a prediction should be made. When the instruction completes, both the prediction history and value history are updated.

destructive interference.

The VPT entries also consist of two fields: a *valid* field, which, again, can consist of a single valid bit or a full or partial tag; and a *value history* field, which contains one or more 32- or 64-bit values that are maintained with an LRU policy. The *value history* fields are replaced when an instruction is first encountered (by its result) or whenever a prediction is incorrect (by the actual result). The VPT replacement policy is also governed by the CT prediction history to introduce hysteresis and avoid replacing useful values with less useful ones.

As a preliminary exploration of the VP Unit design space, we analyzed sensitivity to a few key parameters, and then selected a specific design point to use with our microarchitectural studies (see Section 7). However, the intent of this paper is not to explore the details of such a design; rather, our intent is to explore the larger issue of the impact of value prediction on microarchitecture and instruction-level parallelism, and to leave such details to future work.

In Figure 5, we show the sensitivity of the VPT hit rate to size for each of our benchmarks. We see that for most benchmarks, the hit rate levels off at or around 4096 entries, though in several cases significant improvements are possible beyond that size. Nevertheless, we chose 4096 as our design point, since going beyond that size (i.e. 4096 entries \times 8 bytes/entry = 32KB) seemed unreasonable without severely impacting processor cycle time.

The purpose of the CT is to partition instructions into two classes: those that are predictable by the VPT, and those that are not. To measure its effectiveness at accomplishing this purpose, we simulated six different CT configurations, which are summarized in Table 3. The state descriptions specify the effect of each state on both value prediction as well as the replacement of values in the VPT when new val-

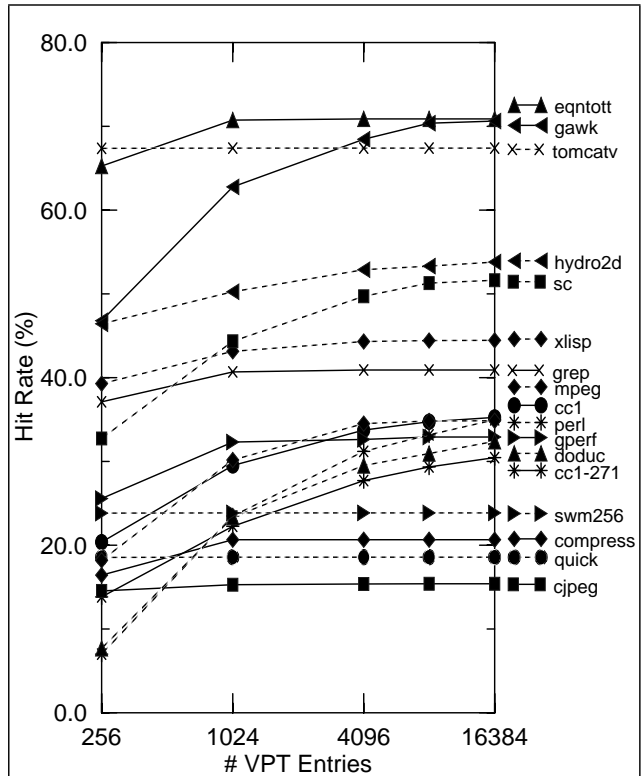


FIGURE 5. VPT Hit Rate Sensitivity to Size.

ues are encountered. The results for each configuration are summarized in Figure 6. From the results, we conclude that the best choice for maximizing both the predictable and unpredictable hit rates is the *1024/3-bit* configuration (this is not surprising, since it has the highest hardware cost). However, since the *1024/2-bit* configuration is only slightly worse at identifying predictable instructions and is actually better at identifying unpredictable ones (hence minimizing misprediction penalty), and is significantly cheaper to implement (it uses 1/3 fewer bits), we decided to use the latter in our microarchitectural simulation studies.¹ We note that the unpredictable hit rates of the 3-bit configurations are worse (relative to the 1-bit and 2-bit configurations) than their predictable hit rates, and conclude that this must be because the 3-bit state assignments heavily favor prediction (see Table 3). Changing the state assignments might improve these hit rates.

4.2. Verifying Predictions

Since value prediction is by nature speculative, we need a mechanism for verifying the correctness of the predictions and efficiently recovering from mispredictions. This mechanism is summarized in the example of Figure 7, which

1. Note that we do not claim that the hit rates shown in Figure 6 are a reliable predictor of system performance. Just as in branch prediction, higher hit rates may not necessarily translate into fewer execution cycles. Rather, detailed cycle-by-cycle simulation of the entire microarchitecture is needed to verify performance improvements.

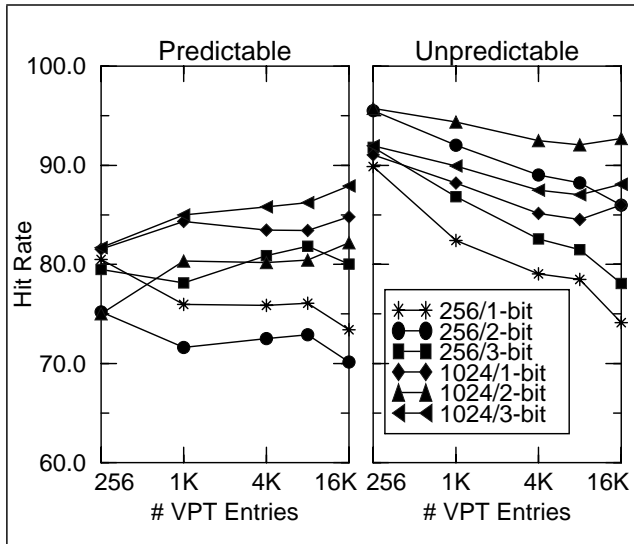


FIGURE 6. CT Hit Rates. The Predictable Hit Rate is the number of correct value predictions that were identified as such by the CT divided by the total number of correct predictions, while the Unpredictable Hit Rate is the number of incorrect predictions that were identified as such by the CT divided by the number of incorrect predictions.

TABLE 3. Classification Table Configurations.

Configuration (entries/bits)	State Descriptions
256/1-bit	{0=no pred, 1=pred & no repl}
256/2-bit	{0,1=no pred, 2,3=pred, 3=no repl}
256/3-bit	{0,1=no pred, 2-7=pred, 5-7= no repl}
1024/1-bit	{0=no pred, 1=pred & no repl}
1024/2-bit	{0,1=no pred, 2,3=pred, 3=no repl}
1024/3-bit	{0,1=no pred, 2-7=pred, 5-7= no repl}

shows the parallel execution of two data-dependent instructions. The producer instruction, shown on the left, has its value predicted and written to its rename buffer during the *fetch* and *dispatch* cycles. The consumer instruction, shown on the right, reads the predicted value from the rename buffer at the beginning of the *execute* cycle, and is able to issue and execute normally, but is forced to retain its reservation station. Meanwhile, the predicted instruction also executes, and its computed result is compared with the predicted result during its *completion* stage. If the values match, the consumer instruction releases its reservation station. If not, completion of the first instance of the consumer instruction is invalidated, and a second instance reissues with the correct value.

5. Microarchitectural Models

In order to validate and quantify the performance impact of the Value Prediction Unit, we implemented three cycle-accurate simulation models, two of them based on the Pow-

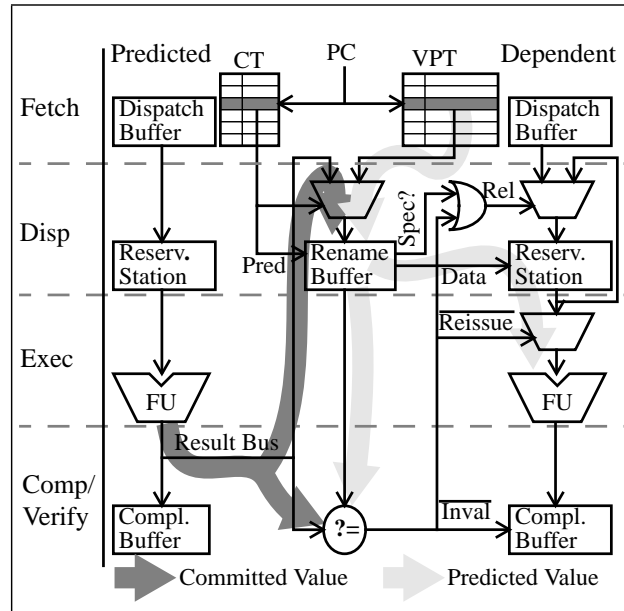


FIGURE 7. Example use of Value Prediction Mechanism. The dependent instruction shown on the right uses the predicted result of the instruction on the left, and is able to issue and execute in the same cycle.

erPC 620 [28, 15]--one which matches the current 620 closely, and one, termed the 620+, which alleviates some of its known bottlenecks--and an additional idealized model which removes all structural dependences¹. The number of functional units and issue and result latencies for common instruction types on the three machines are summarized in Table 4. Our idealized *infinite* model also implements the following assumptions:

- Perfect caches
- Perfect alias detection and store-to-load forwarding
- Perfect instruction fetching (limited to one taken branch per cycle).
- Unit latency for mispredicted branches with no fetch bubble (i.e. instructions following a mispredicted branch are able to execute in the cycle following resolution of the mispredicted branch).

It is our intent that the *infinite* model match the *SP* machine model presented in [4], except for the branch prediction mechanism, which is a 2048-entry BHT design with a 2-bit saturating counter per entry, copied exactly from our 620 model. Table 5 summarizes the performance of each of our benchmarks on each of the three baseline machine models without value prediction.

5.1. PowerPC 620 Microarchitecture

The microarchitecture of the PowerPC 620 is summarized in Figure 8. Our model is based on published reports

1. For reasons of efficiency, the instruction window of our simulator is limited to 4096 active instructions. Hence, we did not truly model an infinite number of resources, only one that approaches that number.

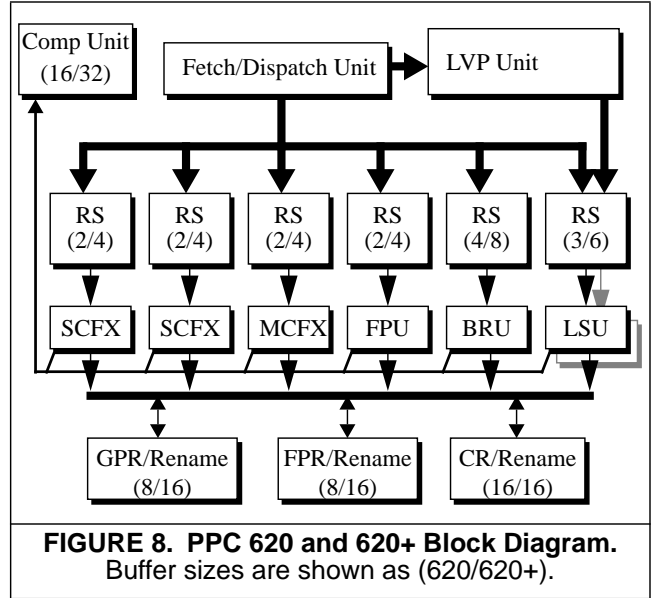
TABLE 4. Machine Model Specifications.

Instruction Class	PowerPC 620/620+				Infinite	
	# FU/RS		Issue Lat	Result Lat		I&R Lat
	620	620+				
Simple Int	2/4	2/8	1	1	1,1	
Complex Int	1/2	1/4	1-35	1-35	1,1	
Load/Store	1/3	2/6	1	2	1,1	
Simple FP	1/2	1/4	1	3	1,1	
Complex FP	shared	shared	18	18	11,	
Br (pr/mispr)	1/4	1/8	1	0/1+	1,0/1+	

TABLE 5. Baseline Performance (IPC).

Bench mark	620	620+	Infinite
cc1-271	1.05540	1.07260	6.40244
cc1	1.20880	1.30892	6.81969
cjpeg	0.99308	1.10503	10.11820
compress	1.15508	1.22739	5.66520
eqntott	1.35984	1.41655	5.58084
gawk	1.22254	1.23106	4.05087
gperf	1.61187	1.82027	7.00588
grep	1.07909	1.06635	2.02673
mpeg	1.62410	1.86998	7.99286
perl	1.00018	1.05241	8.03310
quick	0.97000	0.99904	4.91123
sc	1.24365	1.31691	6.75335
xlisp	1.15722	1.21509	8.30155
doduc	0.81249	0.83851	5.80629
hydro2d	0.80267	0.82059	5.53410
swm256	0.85172	0.88852	4.15299
tomcatv	0.91337	0.93081	5.77235
GM	1.09757	1.15473	5.84794

on the PowerPC 620 [28, 15], and accurately models all aspects of the microarchitecture, including branch prediction, fetching, dispatching, register renaming, out-of-order issue and execution, result forwarding, the non-blocking cache hierarchy, store-to-load alias detection, and in-order completion. To alleviate some of the bottlenecks we found in the 620 design, we also modeled an aggressive “next-generation” version of the 620, which we termed the 620+. The 620+ differs from the 620 by doubling the number of reservation stations, FPR and GPR rename buffers, and completion buffer entries; adding an additional load/store unit (LSU) without an additional cache port (the base 620 already has a dual-banked data cache); and relaxing dispatching requirements to allow up to two loads or stores to dispatch and issue per cycle. In addition, we added a VP Unit that predicts register writes by keeping a value history indexed by instruction addresses.

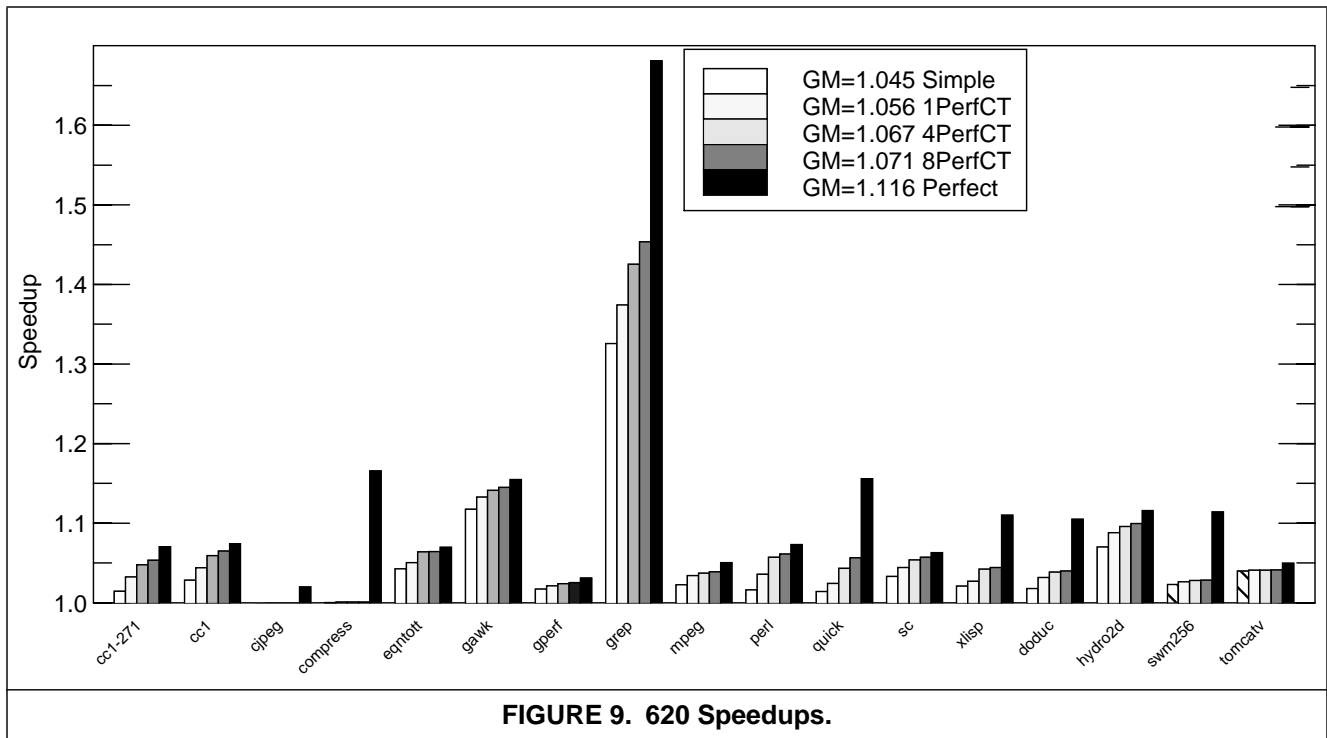


5.2. VP Unit Operation

The VP Unit predicts the values during fetch and dispatch, then forwards them speculatively to subsequent dependent instructions via the 620’s rename buffers. Up to four predictions can be made per cycle on our 620/620+ models, while the infinite model can make up to 4096 predictions per cycle. Dependent instructions are able to issue and execute immediately, but are prevented from completing architecturally and are forced to retain possession of their reservation stations until their inputs are no longer speculative. Speculatively forwarded values are tagged with the uncommitted register writes they depend on, and these tags are propagated to the results of any subsequent dependent instructions. Meanwhile, uncommitted instructions execute in their respective functional units, and the predicted values are verified by a comparison against the actual values computed by the instructions. Once a prediction is verified, its tag gets broadcast to all active instructions, and all the dependent instructions can either release their reservation stations and proceed into the completion unit (in the case of a correct prediction), or restart execution with the correct register values (if the prediction was incorrect). Since a large number of instructions can be in flight at the same time (16 on the base 620, 32 on the 620+, and up to 4096 in our *infinite* model), verifying a predicted value can take dozens of cycles or more, allowing the processor to speculate multiple levels down the dependence chain beyond the write, executing instructions and resolving branches that would otherwise be blocked by data-flow dependences.

5.3. Misprediction Penalty

The worst-case penalty for an incorrect value prediction in this scheme, as compared to not predicting the value in question, is one additional cycle of latency along with struc-



tural hazards that might not have occurred otherwise. The penalty occurs only when a dependent instruction has already executed speculatively, but is waiting in its reservation station for one of its predicted inputs to be verified. Since the value comparison takes an extra cycle beyond the pipeline result latency, the dependent instruction will reissue and execute with the correct value one cycle later than it would have had there been no prediction. In addition, the earlier incorrect speculative issue may have caused a structural hazard that prevented other useful instructions from dispatching or executing. In those cases where the dependent instruction has not yet executed (due to structural or other unresolved data dependencies), there is no penalty, since the dependent instruction can issue as soon as the actual computed value is available, in parallel with the value comparison that verifies the prediction. In any case, due to the CT which accurately prevents incorrect predictions (see Figure 6), the misprediction penalty does not significantly affect performance.

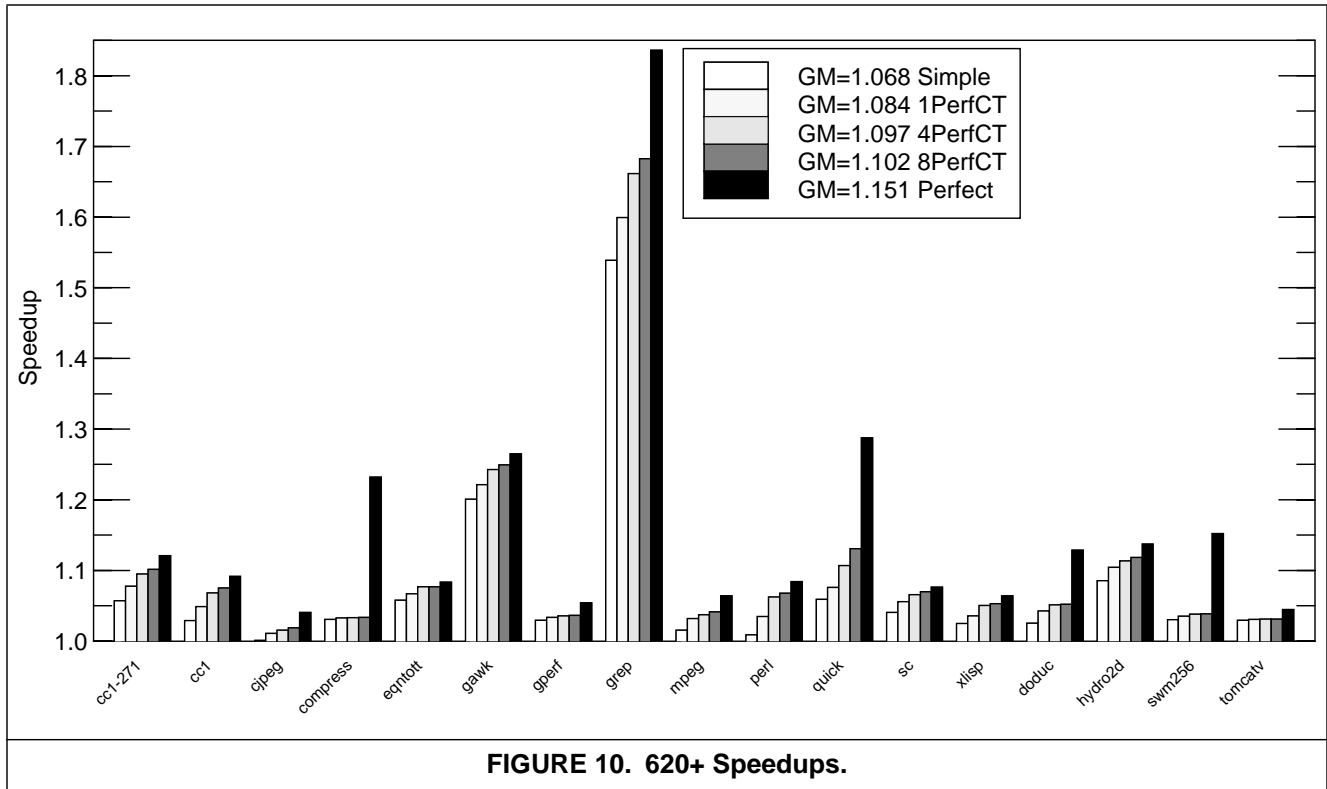
There can also be a structural hazard penalty even in the case of a correct prediction. Since speculative values are not verified until one cycle after the actual values become available, speculatively issued dependent instructions end up occupying their reservation stations for one cycle longer than they would have had there been no prediction.

6. Experimental Framework

Our experimental framework consists of three main phases: trace generation, VP Unit simulation, and microarchitectural simulation. Traces are collected and generated with the TRIP6000 instruction tracing tool, which is an early

version of a software tool developed for the IBM RS/6000 that captures all instruction, value and address references made by the CPU while in user state. Supervisor state references between the initiating system call and the corresponding return to user state are lost. The instruction, address, and value traces are fed to a model of the VP Unit described earlier, which annotates each instruction in the trace with one of three value prediction states: no prediction, incorrect prediction, or correct prediction. The annotated trace is then fed to a cycle-accurate microarchitectural simulator that correctly accounts for the behavior of each type of instruction. All of our microarchitectural models are implemented using the VMW framework [29], which enables significant productivity gains by allowing us to reuse and retarget existing models. The VP Unit model is separated from the microarchitectural models for two reasons: to shift complexity out of the microarchitectural models and thus better distribute our simulations across multiple CPUs; and to conserve trace bandwidth by passing only two bits of state per instruction to the microarchitectural simulator, rather than the full 32/64 bit values being written.

One of the well-known shortcomings of trace-driven simulation is that the non-architected side effects of speculative instructions that never complete are not accurately modeled. For our machine models, these side effects include instruction and data cache perturbation due to speculative fetches and loads as well as perturbation of the branch history table, return address stack, and branch target address cache by speculative branch instructions. Fortunately, the VPT and CT structures are modeled accurately since they are never updated until completion. Our model also properly accounts for all other structural resource contention caused



by speculative execution.

TABLE 6. VP Unit Configurations.

Config- uration	VPT		CT	
	Entries	History Depth	Entries	Bits/ Entry
Simple	4096	1	1024	2
1PerfCT	4096	1	∞	Perfect
4PerfCT	4096	4/Perfect	∞	Perfect
8PerfCT	4096	8/Perfect	∞	Perfect
Perfect	∞	Perfect	∞	Perfect

7. Experimental Results

We collected performance results for each of the three machine models described in Section 5 (base 620, enhanced 620+, and *infinite*) in conjunction with five different VP Unit configurations, which are summarized in Table 6. Attributes that are marked *perfect* in Table 6 indicate behavior that is analogous to *perfect caches*; that is, a mechanism that always produces the right result is assumed. More specifically, in the 1PerfCT, 4PerfCT and 8PerfCT configurations, we assume an *oracle CT* that is able to correctly identify all predictable and unpredictable register writes. Furthermore, in the 4PerfCT and 8PerfCT configurations, we assume a perfect mechanism for choosing which of the 4 (or 8) values stored in the value history is the correct one. Moreover, we assume that the Perfect configuration can

always correctly predict a value for every register write. We point out that the only VP Unit configuration that we know how to build today is the *Simple* one, while the other four are merely included to measure the potential contribution of improvements to both VPT and CT prediction accuracy.

7.1. PowerPC 620 Machine Model Speedups

In Figure 9 we show the speedups that the VP Unit configurations of Table 6 obtain over the base PowerPC 620 machine model. The *Simple* configuration achieves an average speedup of 4.5% (geometric mean), the *1PerfCT* configuration improves that to 5.6%, *4PerfCT* to 6.7%, *8PerfCT* to 7.1%, and *Perfect* all the way to 11.6%. Two benchmarks, *gawk* and *grep*, demonstrate outstanding performance gains, even with the imperfect configurations, while the gains for *cjpeg* and *compress* are nonexistent, even with perfect CTs. We attribute the poor showing of *cjpeg* and *compress* to their lack of register value locality (see Figure 2).

Detailed profiling of *grep* and *gawk* revealed that both spend a significant portion of their time in the *bmexec()* and *dfaexec()* routines, which implement string search routines in loops with long dependence chains. For both benchmarks, value prediction is frequently able to break these dependence chains, resulting in significant additional parallelism.

The speedups for several benchmarks (*ccl-271*, *grep*, *perl*, *doduc*, and *hydro2d*) are quite sensitive to CT accuracy (i.e. a perfect CT produces significantly more speedup), indicating a need for a more accurate classification mechanism. In general, however, we are pleased with our results, which show that value prediction is able to produce measur-

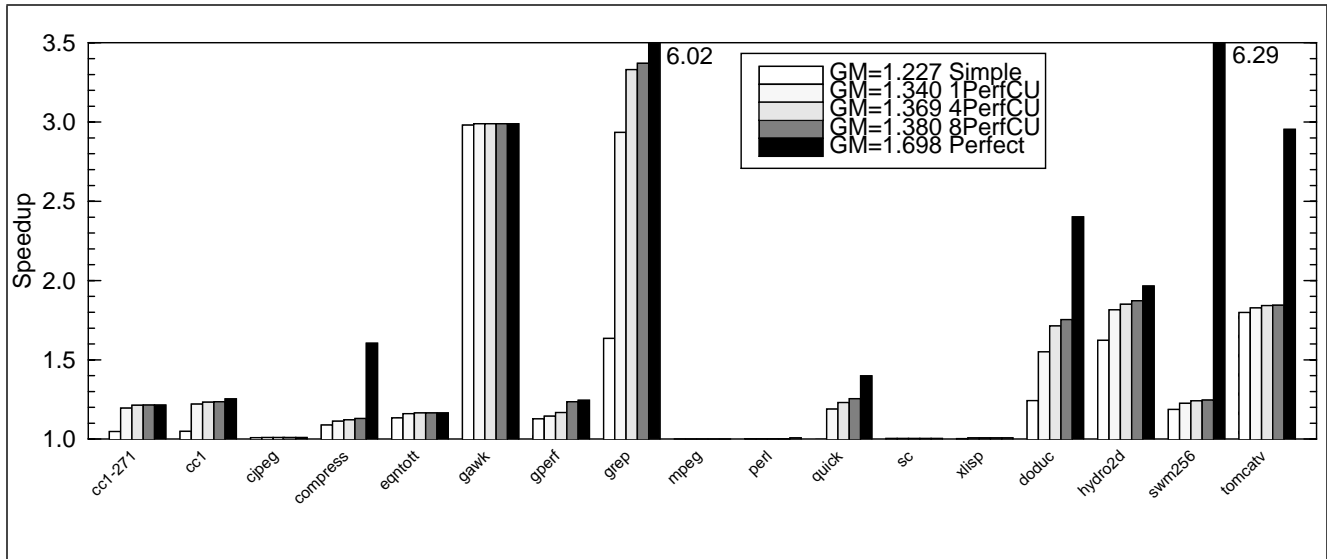


FIGURE 11. Infinite Machine Model Speedups.

able speedups on a current-generation microprocessor design.

7.2. PowerPC 620+ Machine Model Speedups

In Figure 10 we show the value prediction speedups over the baseline 620+ machine model. The *Simple* configuration achieves an average speedup of 6.8% (geometric mean), the *1PerfCT* configuration improves that to 8.4%, *4PerfCT* to 9.7%, *8PerfCT* to 10.2%, and *Perfect* all the way to 15.1%. While the trends are similar to the speedups for the base 620 model, the speedups are higher across the board. We attribute this to the fact that the increased machine parallelism and additional hardware resources provided by this model better match the additional instruction-level parallelism exposed by value prediction. Furthermore, the hardware is better able to tolerate the increase in structural hazards caused by value prediction

Perhaps the most interesting observation about Figure 10 (which applies to Figure 9 as well) is the lack of any obvious correlation to Figure 2, which shows the value locality for each benchmark. This underscores our earlier point that a high hit rate (i.e. high value locality) does not necessarily translate into a proportional reduction in execution cycles. This follows from the fact that benchmarks with high value locality may not necessarily be sensitive to result latency (i.e. they are not data-flow-limited), whereas benchmarks with lower value locality may be very sensitive, and hence may derive significant performance benefits even if only a small fraction of register writes are predictable. For example, *eqntott* has significantly better value locality than *grep*, yet *grep* obtains significantly more speedup from value prediction..

7.3. Infinite Machine Model Speedups

In Figure 11 we show the value prediction speedups over

the *Infinite* machine model. The *Simple* configuration achieves an average speedup of 22.7% (geometric mean), the *1PerfCT* configuration improves that to 34.0%, *4PerfCT* to 36.9%, *8PerfCT* to 38.0%, and *Perfect* all the way to 69.8%. These numbers are very encouraging to us, since they demonstrate that the ultimate performance potential of value prediction remains largely untapped by current and even reasonably-extrapolated next generation processors, and that much work remains to be done to find more effective ways to apply it to realistic microarchitectures.

Several benchmarks that displayed measurable speedups with the finite models show negligible speedup with the infinite model (e.g. *mpeg*, *perl*, *sc*, *xliisp*), which leads us to believe that they are not dataflow-limited by nature. However, the fact that they do show speedups with the finite models highlights the fact that value prediction, by removing serialization constraints, allows a processor to more efficiently utilize a limited number of execution resources.

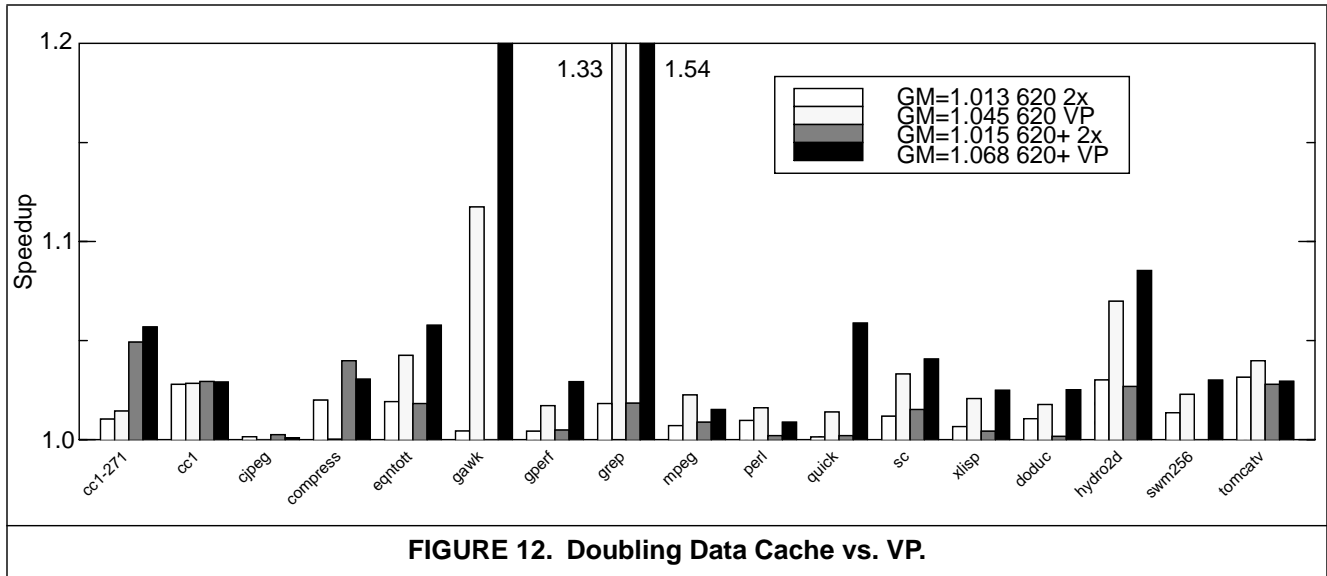
We included the infinite model results to support our assertion that value prediction can be used to exceed the dataflow limit. Our infinite machine model measures a dataflow limit, since, for all practical purposes (ignoring our limit of 4096 active instructions), parallel issue in the *infinite* model is restricted only by the following three factors:

- Branch prediction accuracy
- Fetch bandwidth (single taken branch per cycle)
- Data-flow dependences

Value prediction directly impacts only the last of these, and yet we are able to demonstrate average and peak speedups of 22.7% and 198% (2.98x speedup for *gawk*) using our *Simple* VP Unit configuration. Hence, we lay claim to exceeding the dataflow limit.

8. VP Unit Implementation

An exhaustive design study of VP Unit design parameters and implementation details is beyond the scope of this



paper. As stated earlier, some preliminary exploration of the design space was conducted by analyzing sensitivity to a few key parameters. We realize that the design selected is by no means optimal, minimal, or even reasonably efficient, and could be improved significantly with some effort. For example, we reserve a full 64 bits per value entry in the VPT, while most instructions generate only 32 or fewer bits, and space in the table could certainly be shared between such entries with some clever engineering.

However, to evaluate the feasibility of implementing a VP Unit in a real-world processor, we compare it against one alternative approach that consumes roughly the same amount of chip space: doubling the first-level data cache to 64K by increasing the line size from 64 bytes to 128 bytes. The results of this comparison, which are shown in Figure 12, make clear that, at least for this benchmark set, value prediction delivers three to four times more speedup than doubling the data cache for both the 620 and 620+ machine models.

Furthermore, the VP Unit has several characteristics that make it attractive to a CPU designer. First of all, since the VPT and CT lookup indices are available very early, at the beginning of the instruction fetch stage, access to these tables can be superpipelined over two or more stages. Hence, given the necessary chip space, even relatively large tables could be built without impacting cycle time. Second, the design adds little or no complexity to critical delay paths in the microarchitecture. Rather, table lookups and verifications are done in parallel with existing activities or are serialized with a separate pipeline stage (value comparison). Hence, it is unlikely that VP would have an adverse effect on processor cycle time, whereas doubling the data cache would quite likely do just that.

9. Conclusions and Future Work

We make four major contributions in this paper. First, we present a taxonomy of speculative execution techniques.

Second, we demonstrate that many instructions that write general purpose or floating point registers, when examined on a per-instruction-address basis, exhibit significant amounts of value locality. Third, we describe value prediction, a data-speculative microarchitectural technique for capturing and exploiting value locality to reduce data-flow restrictions on parallel instruction issue. Fourth, we demonstrate that value prediction can be used to exceed the data-flow limit by 23% (geometric mean), as measured on a processor model with no structural hazards. We are very encouraged by our results. We have shown that measurable (5% on average for the 620, 7% on average for the 620+) and in some cases dramatic (up to 33% on the 620 and 54% on the 620+) performance gains are achievable with simple microarchitectural extensions to current-generation and reasonably-extrapolated next-generation microprocessor implementations.

We envision future work proceeding on several different fronts. First of all, we believe that the relatively simple techniques we employed for capturing value locality could be refined and extended to effectively predict a larger share of register values. Those refinements and extensions might include allowing multiple values per static instruction in the prediction table by including branch history bits or other readily available processor state in the lookup index; or moving beyond history-based prediction to computed predictions through techniques like value stride detection. Second, our classification mechanism could also be refined to correctly classify more instructions and extended to control pollution in the value table (e.g. removing instructions that are not latency-critical from the table). Third, significant engineering work is needed to optimize our VP Unit design and reduce its implementation cost and potential impact on processor cycle time. Fourth, the microarchitectural design space should be explored more extensively, since *value prediction* appears to dramatically alter the available program parallelism in ways that may not match current levels of machine parallelism very well. Fifth, feedback-directed

compiler support for rescheduling instructions for different latencies based on their value locality may also prove beneficial. Finally, more aggressive approaches to *value prediction* could be investigated (e.g. speculating down multiple paths in the value space, or predicting writes to condition code and other special purpose registers). In short, there is a great deal of interesting future work that is related to value prediction and the exploitation of value locality.

Acknowledgments

This work was supported in part by ONR grant no. N00014-96-1-0928. We also gratefully acknowledge the generosity of the Intel Corporation for donating numerous fast Pentium Pro-based workstations for our use. These systems reduced our simulation turnaround-time by more than an order of magnitude. We also wish to thank the IBM Corporation for letting us use the TRIP6000 instruction tracing tool in our work.

References

- [1] A. Aho, R. Sethi, and J. Ullman. *Compilers principles, techniques, and tools*. Addison-Wesley, Reading, MA, 1986.
- [2] E. M. Riseman and C. C. Foster. "The inhibition of potential parallelism by conditional jumps." *IEEE Transactions on Computers*, pages 1405–1411, December 1972.
- [3] D. W. Wall. "Limits of instruction-level parallelism." In *em Proceedings of the Fourth International Conference on Architectural Support for Programming Languages and Operating Systems*, pages 176–189, Santa Clara, California, 1991.
- [4] M. Lam and R. Wilson. "Limits of control flow on parallelism." In *Proceedings of the 19th International Symposium on Computer Architecture*, pages 46–57, 1992.
- [5] K. B. Theobald, G. R. Gao, and L. J. Hendren. "On the limits of program parallelism and its smoothability." In *Proceedings of the 25th Annual ACM/IEEE International Symposium on Microarchitecture*, December 1992.
- [6] T. Y. Yeh and Y. N. Patt. "Two-level adaptive training branch prediction." In *Proceedings of the 24th Annual International Symposium on Microarchitecture*, pages 51–61, November 1991.
- [7] R. P. Colwell and R. Steck. "A 0.6um BiCMOS process with Dynamic Execution." In *Proceedings of ISSCC*, 1995.
- [8] M. Johnson. *Superscalar Microprocessor Design*. Prentice Hall, Englewood Cliffs, NJ, 1991.
- [9] N. P. Jouppi. "Architectural and organizational tradeoffs in the design of the MultiTitan CPU." Technical Report TN-8, DEC-wrl, December 1988.
- [10] M. Golden and T. Mudge. "Hardware support for hiding cache latency." Technical report, University of Michigan, 1993.
- [11] T. M. Austin and G. S. Sohi. "Zero-cycle loads: Microarchitecture support for reducing load latency." In *Proceedings of the 28th Annual ACM/IEEE International Symposium on Microarchitecture*, pages 82–92, December 1995.
- [12] M. Franklin. *The Multiscalar Architecture*. PhD thesis, University of Wisconsin-Madison, 1993.
- [13] A. S. Huang, G. Slavenburg, and J. P. Shen. "Speculative disambiguation: A compilation technique for dynamic memory disambiguation." In *Proceedings of the 21st International Symposium on Computer Architecture*, pages 200–210, Chicago, IL, April 1994.
- [14] D. M. Gallagher, W. Y. Chen, S. A. Mahlke, J. C. Gyllenhaal, and W. mei W. Hwu. "Dynamic memory disambiguation using the memory conflict buffer." In *Proceedings of the Sixth International Conference on Architectural Support for Programming Languages and Operating Systems*, pages 183–193, San Jose, California, October 4–7, 1994.
- [15] D. Levitan, T. Thomas, and P. Tu. "The PowerPC 620 microprocessor: A high performance superscalar RISC processor." *COMPCON 95*, 1995.
- [16] S. P. Harbison. *A Computer Architecture for the Dynamic Optimization of High-Level Language Programs*. PhD thesis, Carnegie Mellon University, September 1980.
- [17] S. P. Harbison. "An architectural alternative to optimizing compilers." In *em Proceedings of the Symposium on Architectural Support for Programming Languages and Operating Systems*, pages 57–65, Palo Alto, California, 1982.
- [18] S. E. Richardson. "Caching function results: Faster arithmetic by avoiding unnecessary computation." Technical report, Sun Microsystems Laboratories, 1992.
- [19] M. H. Lipasti, C. B. Wilkerson, and J. P. Shen. "Value locality and load value prediction." In *Proceedings of the Seventh International Conference on Architectural Support for Programming Languages and Operating Systems (ASPLOS-VII)*, October 1996.
- [20] J. E. Smith. "A study of branch prediction techniques." In *Proceedings of the 8th Annual Symposium on Computer Architecture*, pages 135–147, June 1981.
- [21] W. Y. Chen, S. A. Mahlke, P. P. Chang, and W.-M. Hwu. "Data access microarchitecture for superscalar processors with compiler-assisted data prefetching." In *Proceedings of the 24th International Symposium on Microarchitecture*, 1991.
- [22] T.-F. Chen and J.-L. Baer. "A performance study of software and hardware data prefetching schemes." In *21st Annual International Symposium on Computer Architecture*, pages 223–232, 1994.
- [23] D. Callahan, K. Kennedy, and A. Porterfield. "Software prefetching." In *Fourth International Conference on Architectural Support for Programming Languages and Operating Systems*, pages 40–52, Santa Clara, April 1991.
- [24] T. C. Mowry, M. S. Lam, and A. Gupta. "Design and evaluation of a compiler algorithm for prefetching." In *Fifth International Conference on Architectural Support for Programming Languages and Operating Systems*, pages 62–73, 1992.
- [25] M. H. Lipasti, W. J. Schmidt, R. R. Roediger, and S. R. Kunkel. "SPAD: Software prefetching in in pointer- and call-intensive environments." In *Proceedings of the 28th Annual ACM/IEEE International Symposium on Microarchitecture*, 1995.
- [26] T. M. Austin, D. N. Pnevmatikatos, and G. S. Sohi. "Streamlining data cache access with fast address calculation." In *Proceedings of the 22nd Annual International Symposium on Computer Architecture*, pages 369–380, Santa Margherita Ligure, Italy, June 22–24, 1995.
- [27] SIGPLAN. *Proceedings of the Symposium on Partial Evaluation and Semantics-Based Program Manipulation*, volume 26, Cambridge, MA, September 1991. SIGPLAN Notices.
- [28] T. A. Diep, C. Nelson, and J. P. Shen. "Performance evaluation of the PowerPC 620 microarchitecture." In *Proceedings of the 22nd International Symposium on Computer Architecture*, Santa Margherita Ligure, Italy, June 1995.
- [29] T. A. Diep and J. P. Shen. "VMW: A visualization-based microarchitecture workbench." *IEEE Computer*, 28(12):57–64, 1995.