

Normalized Cuts and Image Segmentation

Jianbo Shi and Jitendra Malik, *Member, IEEE*

Abstract—We propose a novel approach for solving the perceptual grouping problem in vision. Rather than focusing on local features and their consistencies in the image data, our approach aims at extracting the global impression of an image. We treat image segmentation as a graph partitioning problem and propose a novel global criterion, the *normalized cut*, for segmenting the graph. The *normalized cut* criterion measures both the total dissimilarity between the different groups as well as the total similarity within the groups. We show that an efficient computational technique based on a generalized eigenvalue problem can be used to optimize this criterion. We have applied this approach to segmenting static images, as well as motion sequences, and found the results to be very encouraging.

Index Terms—Grouping, image segmentation, graph partitioning.

1 INTRODUCTION

NEARLY 75 years ago, Wertheimer [24] pointed out the importance of perceptual grouping and organization in vision and listed several key factors, such as similarity, proximity, and good continuation, which lead to visual grouping. However, even to this day, many of the computational issues of perceptual grouping have remained unresolved. In this paper, we present a general framework for this problem, focusing specifically on the case of image segmentation.

Since there are many possible partitions of the domain I of an image into subsets, how do we pick the “right” one? There are two aspects to be considered here. The first is that there may not be a single correct answer. A Bayesian view is appropriate—there are several possible interpretations in the context of prior world knowledge. The difficulty, of course, is in specifying the prior world knowledge. Some of it is low level, such as coherence of brightness, color, texture, or motion, but equally important is mid- or high-level knowledge about symmetries of objects or object models. The second aspect is that the partitioning is inherently hierarchical. Therefore, it is more appropriate to think of returning a tree structure corresponding to a hierarchical partition instead of a single “flat” partition.

This suggests that image segmentation based on low-level cues cannot and should not aim to produce a complete final “correct” segmentation. The objective should instead be to use the low-level coherence of brightness, color, texture, or motion attributes to sequentially come up with hierarchical partitions. Mid- and high-level knowledge can be used to either confirm these groups or select some for further attention. This attention could result in further repartitioning or grouping. The key point is that image partitioning is

to be done from the big picture downward, rather like a painter first marking out the major areas and then filling in the details.

Prior literature on the related problems of clustering, grouping and image segmentation is huge. The clustering community [12] has offered us agglomerative and divisive algorithms; in image segmentation, we have region-based merge and split algorithms. The hierarchical divisive approach that we advocate produces a tree, the *dendrogram*. While most of these ideas go back to the 1970s (and earlier), the 1980s brought in the use of Markov Random Fields [10] and variational formulations [17], [2], [14]. The MRF and variational formulations also exposed two basic questions:

1. What is the criterion that one wants to optimize?
2. Is there an efficient algorithm for carrying out the optimization?

Many an attractive criterion has been doomed by the inability to find an effective algorithm to find its minimum—greedy or gradient descent type approaches fail to find global optima for these high-dimensional, nonlinear problems.

Our approach is most related to the graph theoretic formulation of grouping. The set of points in an arbitrary feature space are represented as a weighted undirected graph $G = (V, E)$, where the nodes of the graph are the points in the feature space, and an edge is formed between every pair of nodes. The weight on each edge, $w(i, j)$, is a function of the similarity between nodes i and j .

In grouping, we seek to partition the set of vertices into disjoint sets V_1, V_2, \dots, V_m , where by some measure the similarity among the vertices in a set V_i is high and, across different sets V_i, V_j is low.

To partition a graph, we need to also ask the following questions:

1. What is the precise criterion for a good partition?
2. How can such a partition be computed efficiently?

In the image segmentation and data clustering community, there has been much previous work using variations of the minimal spanning tree or limited neighborhood set approaches. Although those use efficient computational

- J. Shi is with the Robotics Institute, Carnegie Mellon University, 5000 Forbes Ave., Pittsburgh, PA 15213. E-mail: jshi@cs.cmu.edu
- J. Malik is with the Electrical Engineering and Computer Science Division, University of California at Berkeley, Berkeley, CA 94720. E-mail: malik@cs.berkeley.edu.

Manuscript received 4 Feb. 1998; accepted 16 Nov. 1999.

Recommended for acceptance by M. Shah.

For information on obtaining reprints of this article, please send e-mail to: tpami@computer.org, and reference IEEECS Log Number 107618.

methods, the segmentation criteria used in most of them are based on local properties of the graph. Because perceptual grouping is about extracting the global impressions of a scene, as we saw earlier, this partitioning criterion often falls short of this main goal.

In this paper, we propose a new graph-theoretic criterion for measuring the goodness of an image partition—the *normalized cut*. We introduce and justify this criterion in Section 2. The minimization of this criterion can be formulated as a generalized eigenvalue problem. The eigenvectors can be used to construct good partitions of the image and the process can be continued recursively as desired (Section 2.1). Section 3 gives a detailed explanation of the steps of our grouping algorithm. In Section 4, we show experimental results. The formulation and minimization of the normalized cut criterion draws on a body of results from the field of spectral graph theory (Section 5). Relationship to work in computer vision is discussed in Section 6 and comparison with related eigenvector based segmentation methods is represented in Section 6.1. We conclude in Section 7.

The main results in this paper were first presented in [20].

2 GROUPING AS GRAPH PARTITIONING

A graph $G = (V, E)$ can be partitioned into two disjoint sets, A, B , $A \cup B = V$, $A \cap B = \emptyset$, by simply removing edges connecting the two parts. The degree of dissimilarity between these two pieces can be computed as total weight of the edges that have been removed. In graph theoretic language, it is called the *cut*:

$$cut(A, B) = \sum_{u \in A, v \in B} w(u, v). \quad (1)$$

The optimal bipartitioning of a graph is the one that minimizes this *cut* value. Although there are an exponential number of such partitions, finding the *minimum cut* of a graph is a well-studied problem and there exist efficient algorithms for solving it.

Wu and Leahy [25] proposed a clustering method based on this minimum cut criterion. In particular, they seek to partition a graph into k -subgraphs such that the maximum cut across the subgroups is minimized. This problem can be efficiently solved by recursively finding the minimum cuts that bisect the existing segments. As shown in Wu and Leahy's work, this globally optimal criterion can be used to produce good segmentation on some of the images.

However, as Wu and Leahy also noticed in their work, the minimum cut criteria favors cutting small sets of isolated nodes in the graph. This is not surprising since the cut defined in (1) increases with the number of edges going across the two partitioned parts. Fig. 1 illustrates one such case. Assuming the edge weights are inversely proportional to the distance between the two nodes, we see the cut that partitions out node n_1 or n_2 will have a very small value. In fact, any cut that partitions out individual nodes on the right half will have smaller cut value than the cut that partitions the nodes into the left and right halves.

To avoid this unnatural bias for partitioning out small sets of points, we propose a new measure of disassociation

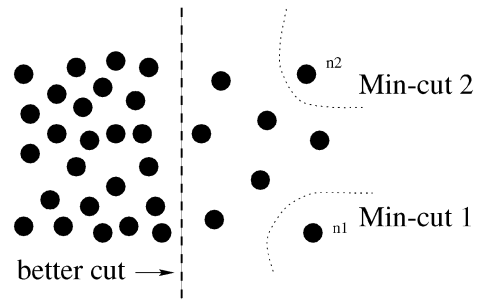


Fig. 1. A case where minimum cut gives a bad partition.

between two groups. Instead of looking at the value of total edge weight connecting the two partitions, our measure computes the cut cost as a fraction of the total edge connections to all the nodes in the graph. We call this disassociation measure the *normalized cut* ($Ncut$):

$$Ncut(A, B) = \frac{cut(A, B)}{assoc(A, V)} + \frac{cut(A, B)}{assoc(B, V)}, \quad (2)$$

where $assoc(A, V) = \sum_{u \in A, t \in V} w(u, t)$ is the total connection from nodes in A to all nodes in the graph and $assoc(B, V)$ is similarly defined. With this definition of the disassociation between the groups, the cut that partitions out small isolated points will no longer have small $Ncut$ value, since the *cut* value will almost certainly be a large percentage of the total connection from that small set to all other nodes. In the case illustrated in Fig. 1, we see that the cut_1 value across node n_1 will be 100 percent of the total connection from that node.

In the same spirit, we can define a measure for total normalized association within groups for a given partition:

$$Nassoc(A, B) = \frac{assoc(A, A)}{assoc(A, V)} + \frac{assoc(B, B)}{assoc(B, V)}, \quad (3)$$

where $assoc(A, A)$ and $assoc(B, B)$ are total weights of edges connecting nodes within A and B , respectively. We see again this is an unbiased measure, which reflects how tightly on average nodes within the group are connected to each other.

Another important property of this definition of association and disassociation of a partition is that they are naturally related:

$$\begin{aligned} Ncut(A, B) &= \frac{cut(A, B)}{assoc(A, V)} + \frac{cut(A, B)}{assoc(B, V)} \\ &= \frac{assoc(A, V) - assoc(A, A)}{assoc(A, V)} \\ &\quad + \frac{assoc(B, V) - assoc(B, B)}{assoc(B, V)} \\ &= 2 - \left(\frac{assoc(A, A)}{assoc(A, V)} + \frac{assoc(B, B)}{assoc(B, V)} \right) \\ &= 2 - Nassoc(A, B). \end{aligned}$$

Hence, the two partition criteria that we seek in our grouping algorithm, minimizing the disassociation between the groups and maximizing the association within the

groups, are in fact identical and can be satisfied simultaneously. In our algorithm, we will use this normalized cut as the partition criterion.

Unfortunately, minimizing normalized cut exactly is NP-complete, even for the special case of graphs on grids. The proof, due to Papadimitriou, can be found in Appendix A. However, we will show that, when we embed the normalized cut problem in the real value domain, an approximate discrete solution can be found efficiently.

2.1 Computing the Optimal Partition

Given a partition of nodes of a graph, V , into two sets A and B , let \mathbf{x} be an $N = |V|$ dimensional indicator vector, $x_i = 1$ if node i is in A and -1 , otherwise. Let $\mathbf{d}(i) = \sum_j w(i, j)$ be the total connection from node i to all other nodes. With the definitions \mathbf{x} and \mathbf{d} , we can rewrite $Ncut(A, B)$ as:

$$\begin{aligned} Ncut(A, B) &= \frac{cut(A, B)}{assoc(A, V)} + \frac{cut(B, A)}{assoc(B, V)} \\ &= \frac{\sum_{(x_i > 0, x_j < 0)} -w_{ij} x_i x_j}{\sum_{x_i > 0} d_i} \\ &\quad + \frac{\sum_{(x_i < 0, x_j > 0)} -w_{ij} x_i x_j}{\sum_{x_i < 0} d_i}. \end{aligned}$$

Let \mathbf{D} be an $N \times N$ diagonal matrix with \mathbf{d} on its diagonal, \mathbf{W} be an $N \times N$ symmetrical matrix with $W(i, j) = w_{ij}$,

$$k = \frac{\sum_{x_i > 0} d_i}{\sum d_i},$$

and $\mathbf{1}$ be an $N \times 1$ vector of all ones. Using the fact $\frac{1+x}{2}$ and $\frac{1-x}{2}$ are indicator vectors for $x_i > 0$ and $x_i < 0$, respectively, we can rewrite $4[Ncut(\mathbf{x})]$ as:

$$\begin{aligned} &= \frac{(\mathbf{1} + \mathbf{x})^T (\mathbf{D} - \mathbf{W})(\mathbf{1} + \mathbf{x})}{k \mathbf{1}^T \mathbf{D} \mathbf{1}} + \frac{(\mathbf{1} - \mathbf{x})^T (\mathbf{D} - \mathbf{W})(\mathbf{1} - \mathbf{x})}{(1-k) \mathbf{1}^T \mathbf{D} \mathbf{1}} \\ &= \frac{(\mathbf{x}^T (\mathbf{D} - \mathbf{W}) \mathbf{x} + \mathbf{1}^T (\mathbf{D} - \mathbf{W}) \mathbf{1})}{k(1-k) \mathbf{1}^T \mathbf{D} \mathbf{1}} + \frac{2(1-2k) \mathbf{1}^T (\mathbf{D} - \mathbf{W}) \mathbf{x}}{k(1-k) \mathbf{1}^T \mathbf{D} \mathbf{1}}. \end{aligned}$$

Let

$$\begin{aligned} \alpha(\mathbf{x}) &= \mathbf{x}^T (\mathbf{D} - \mathbf{W}) \mathbf{x}, \\ \beta(\mathbf{x}) &= \mathbf{1}^T (\mathbf{D} - \mathbf{W}) \mathbf{x}, \\ \gamma &= \mathbf{1}^T (\mathbf{D} - \mathbf{W}) \mathbf{1}, \end{aligned}$$

and

$$M = \mathbf{1}^T \mathbf{D} \mathbf{1},$$

we can then further expand the above equation as:

$$\begin{aligned} &= \frac{(\alpha(\mathbf{x}) + \gamma) + 2(1-2k)\beta(\mathbf{x})}{k(1-k)M} \\ &= \frac{(\alpha(\mathbf{x}) + \gamma) + 2(1-2k)\beta(\mathbf{x})}{k(1-k)M} - \frac{2(\alpha(\mathbf{x}) + \gamma)}{M} + \frac{2\alpha(\mathbf{x})}{M} + \frac{2\gamma}{M}. \end{aligned}$$

Dropping the last constant term, which in this case equals 0, we get

$$\begin{aligned} &= \frac{(1-2k+2k^2)(\alpha(\mathbf{x}) + \gamma) + 2(1-2k)\beta(\mathbf{x})}{k(1-k)M} + \frac{2\alpha(\mathbf{x})}{M} \\ &= \frac{\frac{(1-2k+2k^2)}{(1-k)^2}(\alpha(\mathbf{x}) + \gamma) + \frac{2(1-2k)}{(1-k)^2}\beta(\mathbf{x})}{\frac{k}{1-k}M} \\ &\quad + \frac{2\alpha(\mathbf{x})}{M}. \end{aligned}$$

Letting $b = \frac{k}{1-k}$, and since $\gamma = 0$, it becomes

$$\begin{aligned} &= \frac{(1+b^2)(\alpha(\mathbf{x}) + \gamma) + 2(1-b^2)\beta(\mathbf{x})}{bM} + \frac{2b\alpha(\mathbf{x})}{bM} \\ &= \frac{(1+b^2)(\alpha(\mathbf{x}) + \gamma)}{bM} + \frac{2(1-b^2)\beta(\mathbf{x})}{bM} + \frac{2b\alpha(\mathbf{x})}{bM} - \frac{2b\gamma}{bM} \\ &= \frac{(1+b^2)(\mathbf{x}^T (\mathbf{D} - \mathbf{W}) \mathbf{x} + \mathbf{1}^T (\mathbf{D} - \mathbf{W}) \mathbf{1})}{b \mathbf{1}^T \mathbf{D} \mathbf{1}} \\ &\quad + \frac{2(1-b^2) \mathbf{1}^T (\mathbf{D} - \mathbf{W}) \mathbf{x}}{b \mathbf{1}^T \mathbf{D} \mathbf{1}} \\ &\quad + \frac{2b \mathbf{x}^T (\mathbf{D} - \mathbf{W}) \mathbf{x}}{b \mathbf{1}^T \mathbf{D} \mathbf{1}} - \frac{2b \mathbf{1}^T (\mathbf{D} - \mathbf{W}) \mathbf{1}}{b \mathbf{1}^T \mathbf{D} \mathbf{1}} \\ &= \frac{(\mathbf{1} + \mathbf{x})^T (\mathbf{D} - \mathbf{W})(\mathbf{1} + \mathbf{x})}{b \mathbf{1}^T \mathbf{D} \mathbf{1}} \\ &\quad + \frac{b^2 (\mathbf{1} - \mathbf{x})^T (\mathbf{D} - \mathbf{W})(\mathbf{1} - \mathbf{x})}{b \mathbf{1}^T \mathbf{D} \mathbf{1}} \\ &\quad - \frac{2b (\mathbf{1} - \mathbf{x})^T (\mathbf{D} - \mathbf{W})(\mathbf{1} + \mathbf{x})}{b \mathbf{1}^T \mathbf{D} \mathbf{1}} \\ &= \frac{[(\mathbf{1} + \mathbf{x}) - b(\mathbf{1} - \mathbf{x})]^T (\mathbf{D} - \mathbf{W}) [(\mathbf{1} + \mathbf{x}) - b(\mathbf{1} - \mathbf{x})]}{b \mathbf{1}^T \mathbf{D} \mathbf{1}}. \end{aligned}$$

Setting $\mathbf{y} = (\mathbf{1} + \mathbf{x}) - b(\mathbf{1} - \mathbf{x})$, it is easy to see that

$$\mathbf{y}^T \mathbf{D} \mathbf{1} = \sum_{x_i > 0} d_i - b \sum_{x_i < 0} d_i = 0 \quad (4)$$

since $b = \frac{k}{1-k} = \frac{\sum_{x_i > 0} d_i}{\sum_{x_i < 0} d_i}$ and

$$\begin{aligned} \mathbf{y}^T \mathbf{D} \mathbf{y} &= \sum_{x_i > 0} d_i + b^2 \sum_{x_i < 0} d_i \\ &= b \sum_{x_i < 0} d_i + b^2 \sum_{x_i < 0} d_i \\ &= b \left(\sum_{x_i < 0} d_i + b \sum_{x_i < 0} d_i \right) \\ &= b \mathbf{1}^T \mathbf{D} \mathbf{1}. \end{aligned}$$

Putting everything together we have,

$$\min_{\mathbf{x}} Ncut(\mathbf{x}) = \min_{\mathbf{y}} \frac{\mathbf{y}^T (\mathbf{D} - \mathbf{W}) \mathbf{y}}{\mathbf{y}^T \mathbf{D} \mathbf{y}}, \quad (5)$$

with the condition $\mathbf{y}(i) \in \{1, -b\}$ and $\mathbf{y}^T \mathbf{D} \mathbf{1} = 0$.

Note that the above expression is the Rayleigh quotient [11]. If \mathbf{y} is relaxed to take on real values, we can minimize (5) by solving the generalized eigenvalue system,

$$(\mathbf{D} - \mathbf{W}) \mathbf{y} = \lambda \mathbf{D} \mathbf{y}. \quad (6)$$

However, we have two constraints on \mathbf{y} which come from the condition on the corresponding indicator vector \mathbf{x} . First, consider the constraint $\mathbf{y}^T \mathbf{D} \mathbf{1} = 0$. We can show this constraint on \mathbf{y} is automatically satisfied by the solution of the generalized eigensystem. We will do so by first

transforming (6) into a standard eigensystem and showing the corresponding condition is satisfied there. Rewrite (6) as

$$\mathbf{D}^{-\frac{1}{2}}(\mathbf{D} - \mathbf{W})\mathbf{D}^{-\frac{1}{2}}\mathbf{z} = \lambda\mathbf{z}, \quad (7)$$

where $\mathbf{z} = \mathbf{D}^{\frac{1}{2}}\mathbf{y}$. One can easily verify that $\mathbf{z}_0 = \mathbf{D}^{\frac{1}{2}}\mathbf{1}$ is an eigenvector of (7) with eigenvalue of 0. Furthermore, $\mathbf{D}^{-\frac{1}{2}}(\mathbf{D} - \mathbf{W})\mathbf{D}^{-\frac{1}{2}}$ is symmetric positive semidefinite since $(\mathbf{D} - \mathbf{W})$, also called the *Laplacian* matrix, is known to be positive semidefinite [18]. Hence, \mathbf{z}_0 is, in fact, the smallest eigenvector of (7) and all eigenvectors of (7) are perpendicular to each other. In particular, \mathbf{z}_1 , the second smallest eigenvector, is perpendicular to \mathbf{z}_0 . Translating this statement back into the general eigensystem (6), we have: 1) $\mathbf{y}_0 = \mathbf{1}$ is the smallest eigenvector with eigenvalue of 0 and 2) $0 = \mathbf{z}_1^T \mathbf{z}_0 = \mathbf{y}_1^T \mathbf{D}\mathbf{1}$, where \mathbf{y}_1 is the second smallest eigenvector of (6).

Now, recall a simple fact about the *Rayleigh quotient* [11]:

Let \mathbf{A} be a real symmetric matrix. Under the constraint that \mathbf{x} is orthogonal to the $j-1$ smallest eigenvectors $\mathbf{x}_1, \dots, \mathbf{x}_{j-1}$, the quotient $\frac{\mathbf{x}^T \mathbf{A} \mathbf{x}}{\mathbf{x}^T \mathbf{x}}$ is minimized by the next smallest eigenvector \mathbf{x}_j and its minimum value is the corresponding eigenvalue λ_j .

As a result, we obtain:

$$\mathbf{z}_1 = \arg \min_{\mathbf{z}^T \mathbf{z}_0 = 0} \frac{\mathbf{z}^T \mathbf{D}^{-\frac{1}{2}}(\mathbf{D} - \mathbf{W})\mathbf{D}^{-\frac{1}{2}}\mathbf{z}}{\mathbf{z}^T \mathbf{z}} \quad (8)$$

and, consequently,

$$\mathbf{y}_1 = \arg \min_{\mathbf{y}^T \mathbf{D}\mathbf{1} = 0} \frac{\mathbf{y}^T (\mathbf{D} - \mathbf{W})\mathbf{y}}{\mathbf{y}^T \mathbf{D}\mathbf{y}}. \quad (9)$$

Thus, the second smallest eigenvector of the generalized eigensystem (6) is the real valued solution to our normalized cut problem. The only reason that it is not necessarily the solution to our original problem is that the second constraint on \mathbf{y} that $\mathbf{y}(i)$ takes on two discrete values is not automatically satisfied. In fact, relaxing this constraint is what makes this optimization problem tractable in the first place. We will show in Section 3 how this real valued solution can be transformed into a discrete form.

A similar argument can also be made to show that the eigenvector with the third smallest eigenvalue is the real valued solution that optimally subpartitions the first two parts. In fact, this line of argument can be extended to show that one can subdivide the existing graphs, each time using the eigenvector with the next smallest eigenvalue. However, in practice, because the approximation error from the real valued solution to the discrete valued solution accumulates with every eigenvector taken and all eigenvectors have to satisfy a global mutual orthogonality constraint, solutions based on higher eigenvectors become unreliable. It is best to restart solving the partitioning problem on each subgraph individually.

It is interesting to note that, while the second smallest eigenvector \mathbf{y} of (6) only approximates the optimal normalized cut solution, it exactly minimizes the following problem:

$$\inf_{\mathbf{y}^T \mathbf{D}\mathbf{1} = 0} \frac{\sum_i \sum_j (\mathbf{y}(i) - \mathbf{y}(j))^2 w_{ij}}{\sum_i \mathbf{y}(i)^2 \mathbf{d}(i)}, \quad (10)$$

in real-valued domain, where $\mathbf{d}(i) = \mathbf{D}(i, i)$. Roughly speaking, this forces the indicator vector \mathbf{y} to take similar values for nodes i and j that are tightly coupled (large w_{ij}).

In summary, we propose using the normalized cut criterion for graph partitioning and we have shown how this criterion can be computed efficiently by solving a generalized eigenvalue problem.

3 THE GROUPING ALGORITHM

Our grouping algorithm consists of the following steps:

1. Given an image or image sequence, set up a weighted graph $\mathbf{G} = (\mathbf{V}, \mathbf{E})$ and set the weight on the edge connecting two nodes to be a measure of the similarity between the two nodes.
2. Solve $(\mathbf{D} - \mathbf{W})\mathbf{x} = \lambda\mathbf{D}\mathbf{x}$ for eigenvectors with the smallest eigenvalues.
3. Use the eigenvector with the second smallest eigenvalue to bipartition the graph.
4. Decide if the current partition should be subdivided and recursively repartition the segmented parts if necessary.

The grouping algorithm, as well as its computational complexity, can be best illustrated by using the following example.

3.1 Example: Brightness Images

Fig. 2 shows an image that we would like to segment. The steps are:

1. Construct a weighted graph $\mathbf{G} = (\mathbf{V}, \mathbf{E})$ by taking each pixel as a node and connecting each pair of pixels by an edge. The weight on that edge should reflect the likelihood that the two pixels belong to one object. Using just the brightness value of the pixels and their spatial location, we can define the graph edge weight connecting the two nodes i and j as:

$$w_{ij} = e^{-\frac{\|F(i) - F(j)\|_2^2}{\sigma_f^2}} * \begin{cases} e^{-\frac{\|X(i) - X(j)\|_2^2}{\sigma_x^2}} & \text{if } \|X(i) - X(j)\|_2 < r \\ 0 & \text{otherwise.} \end{cases} \quad (11)$$

2. Solve for the eigenvectors with the smallest eigenvalues of the system

$$(\mathbf{D} - \mathbf{W})\mathbf{y} = \lambda\mathbf{D}\mathbf{y}. \quad (12)$$

As we saw above, the generalized eigensystem in (12) can be transformed into a standard eigenvalue problem of

$$\mathbf{D}^{-\frac{1}{2}}(\mathbf{D} - \mathbf{W})\mathbf{D}^{-\frac{1}{2}}\mathbf{x} = \lambda\mathbf{x}. \quad (13)$$

Solving a standard eigenvalue problem for all eigenvectors takes $O(n^3)$ operations, where n is the number of nodes in the graph. This becomes impractical for image segmentation applications where n is the number of pixels in an image.



Fig. 2. A gray level image of a baseball game.

Fortunately, our graph partitioning has the following properties: 1) The graphs are often only locally connected and the resulting eigensystems are very sparse, 2) only the top few eigenvectors are needed for graph partitioning, and 3) the precision requirement for the eigenvectors is low, often only the right sign bit is required. These special properties of our problem can be fully exploited by an eigensolver called the Lanczos method. The running time of a Lanczos algorithm is $O(mn) + O(mM(n))$ [11], where m is the maximum number of matrix-vector computations required and $M(n)$ is the cost of a matrix-vector computation of $\mathbf{A}\mathbf{x}$, where $\mathbf{A} = \mathbf{D}^{-\frac{1}{2}}(\mathbf{D} - \mathbf{W})\mathbf{D}^{-\frac{1}{2}}$. Note that the sparsity structure of \mathbf{A} is identical to that of the weight matrix \mathbf{W} . Since \mathbf{W} is sparse, so is \mathbf{A} and the matrix-vector computation is only $O(n)$.

To see why this is the case, we will look at the cost of the inner product of one row of \mathbf{A} with a vector \mathbf{x} . Let $\mathbf{y}_i = \mathbf{A}_i \cdot \mathbf{x} = \sum_j \mathbf{A}_{ij}\mathbf{x}_j$. For a fixed i , \mathbf{A}_{ij} is only nonzero if node j is in a spatial neighborhood of i . Hence, there are only a fixed number of operations required for each $\mathbf{A}_i \cdot \mathbf{x}$ and the total cost of computing $\mathbf{A}\mathbf{x}$ is $O(n)$.

The constant factor is determined by the size of the spatial neighborhood of a node. It turns out that we can substantially cut down additional connections from each node to its neighbors by randomly selecting the connections within the neighborhood for the weighted graph. Empirically, we have found that one can remove up to 90 percent of the total connections with each of the neighborhoods when the neighborhoods are large without affecting the eigenvector solution to the system.

Putting everything together, each of the matrix-vector computations cost $O(n)$ operations with a small constant factor. The number m depends on many factors [11]. In our experiments on image segmentation, we observed that m is typically less than $O(n^{\frac{1}{2}})$.

Fig. 3 shows the smallest eigenvectors computed for the generalized eigensystem with the weight matrix defined above.

3. Once the eigenvectors are computed, we can partition the graph into two pieces using the second smallest eigenvector. In the ideal case, the eigenvector should only take on two discrete values and the signs of the values can tell us exactly how to partition the graph. However, our eigenvectors can take on continuous values and we need to choose a splitting point to partition it into two parts. There are many different ways of choosing such a splitting point. One can take 0 or the median value as the splitting point or one can search for the splitting point such that the resulting partition has the best $Ncut(A, B)$ value. We take the latter approach in our work. Currently, the search is done by checking l evenly spaced possible splitting points, and computing the best $Ncut$ among them. In our experiments, the values in the eigenvectors are usually well separated and this method of choosing a splitting point is very reliable even with a small l .
4. After the graph is broken into two pieces, we can recursively run our algorithm on the two partitioned parts. Or, equivalently, we could take advantage of the special properties of the other top eigenvectors as explained in the previous section to subdivide the graph based on those eigenvectors. The recursion stops once the $Ncut$ value exceeds certain limit.

We also impose a stability criterion on the partition. As we saw earlier, and as we see in the eigenvectors with the seventh to ninth smallest eigenvalues (Fig. 3g-h), sometimes an eigenvector can take on the shape of a continuous function, rather than the discrete indicator function that we seek. From the view of segmentation, such an eigenvector is attempting to subdivide an image region where there is no sure way of breaking it. In fact, if we are forced to partition the image based on this eigenvector, we will see there are many different splitting points which have similar $Ncut$ values. Hence, the partition will be highly uncertain and unstable. In our current segmentation scheme, we simply choose to ignore all those eigenvectors which have smoothly varying eigenvector values. We achieve this by imposing a stability criterion which measures the degree of smoothness in the eigenvector values. The simplest measure is based on first computing the histogram of the eigenvector values and then computing the ratio between the minimum and maximum values in the bins. When the eigenvector values are continuously varying, the values in the histogram bins will stay relatively the same and the ratio will be relatively high. In our experiments, we find that simple thresholding on the ratio described above can be used to exclude unstable eigenvectors. We have set that value to be 0.06 in all our experiments.

Fig. 4 shows the final segmentation for the image shown in Fig. 2.

3.2 Recursive Two-Way Ncut

In summary, our grouping algorithm consists of the following steps:

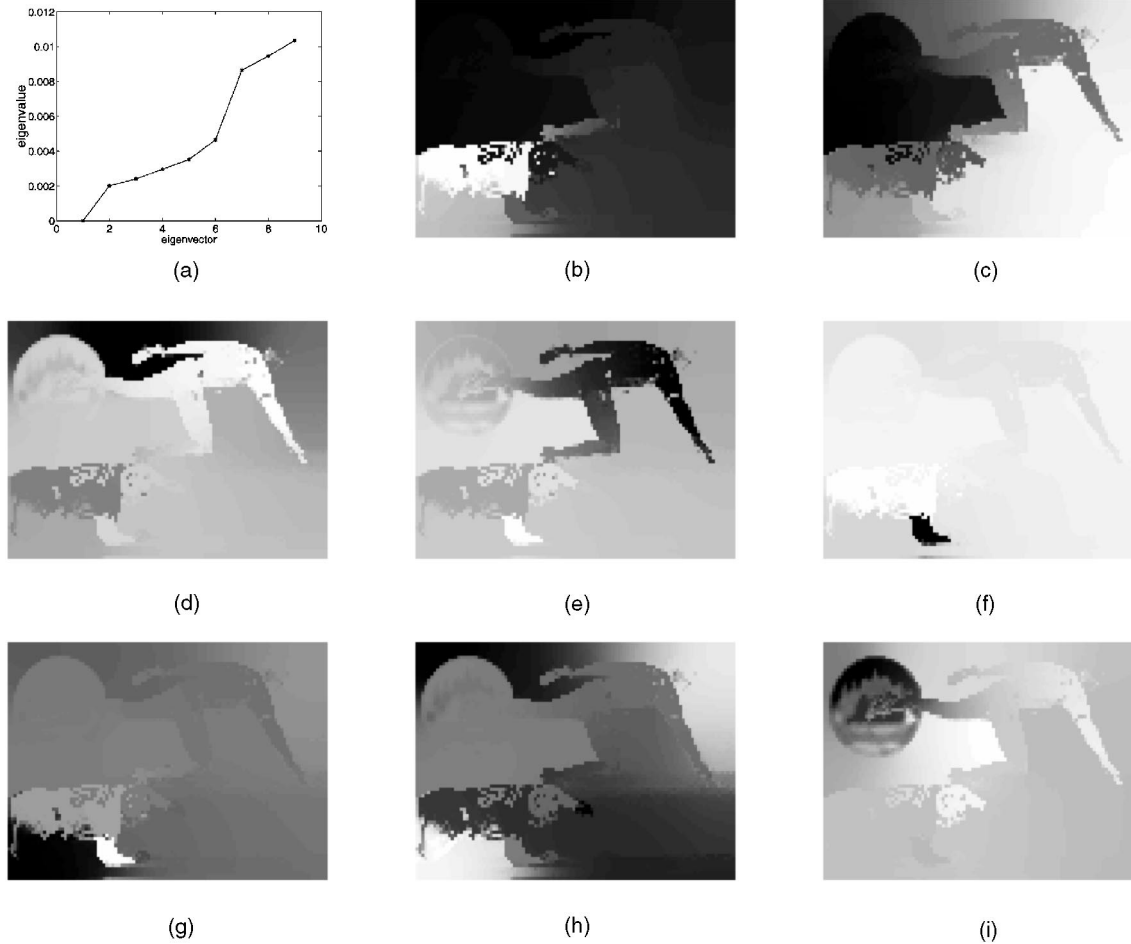


Fig. 3. Subplot (a) plots the smallest eigenvectors of the generalized eigenvalue system (11). Subplots (b)-(i) show the eigenvectors corresponding to the second smallest to the ninth smallest eigenvalues of the system. The eigenvectors are reshaped to be the size of the image.

1. Given a set of features, set up a weighted graph $\mathbf{G} = (\mathbf{V}, \mathbf{E})$, compute the weight on each edge, and summarize the information into \mathbf{W} and \mathbf{D} .
2. Solve $(\mathbf{D} - \mathbf{W})\mathbf{x} = \lambda\mathbf{D}\mathbf{x}$ for eigenvectors with the smallest eigenvalues.
3. Use the eigenvector with the second smallest eigenvalue to bipartition the graph by finding the splitting point such that $Ncut$ is minimized.
4. Decide if the current partition should be subdivided by checking the stability of the cut, and make sure $Ncut$ is below the prespecified value.
5. Recursively repartition the segmented parts if necessary.

The number of groups segmented by this method is controlled directly by the maximum allowed $Ncut$.

3.3 Simultaneous K-Way Cut with Multiple Eigenvectors

One drawback of the recursive 2-way cut is its treatment of the oscillatory eigenvectors. The stability criteria keeps us from cutting oscillatory eigenvectors, but it also prevents us cutting the subsequent eigenvectors which might be perfect partitioning vectors. Also, the approach is computationally wasteful; only the second eigenvector is used, whereas the

next few small eigenvectors also contain useful partitioning information.

Instead of finding the partition using recursive 2-way cut as described above, one can use all of the top eigenvectors to simultaneously obtain a K-way partition. In this method, the n top eigenvectors are used as n dimensional indicator vectors for each pixel. In the first step, a simple clustering algorithm, such as the k-means algorithm, is used to obtain an oversegmentation of the image into k' groups. No attempt is made to identify and exclude oscillatory eigenvectors—they exacerbate the oversegmentation, but that will be dealt with subsequently.

In the second step, one can proceed in the following two ways:

1. Greedy pruning: Iteratively merge two segments at a time until only k segments are left. At each merge step, those two segments are merged that minimize the k -way $Ncut$ criterion defined as:

$$Ncut_k = \frac{cut(\mathbf{A}_1, \mathbf{V} - \mathbf{A}_1)}{assoc(\mathbf{A}_1, \mathbf{V})} + \frac{cut(\mathbf{A}_2, \mathbf{V} - \mathbf{A}_2)}{assoc(\mathbf{A}_2, \mathbf{V})} + \dots + \frac{cut(\mathbf{A}_k, \mathbf{V} - \mathbf{A}_k)}{assoc(\mathbf{A}_k, \mathbf{V})}, \quad (14)$$




Fig. 4. (a) shows the original image of size 80×100 . Image intensity is normalized to lie within 0 and 1. Subplots (b)-(h) show the components of the partition with $Ncut$ value less than 0.04. Parameter setting: $\sigma_I = 0.1$, $\sigma_X = 4.0$, $r = 5$.

where A_i is the i th subset of whole set V .

This computation can be efficiently carried out by iteratively updating the compacted weight matrix W^c , with $W^c(i, j) = assoc(A_i, A_j)$.

2. Global recursive cut. From the initial k' segments, we can build a condensed graph $G^c = (V^c, E^c)$, where each segment A_i corresponds to a node V_i^c of the graph. The weight on each graph edge $W^c(i, j)$ is defined to be $assoc(A_i, A_j)$, the total edge weights from elements in A_i to elements in A_j . From this condensed graph, we then recursively bipartition the graph according the $Ncut$ criterion. This can be carried out either with the generalized eigenvalue system, as in Section 3.2, or with exhaustive search in the discrete domain. Exhaustive search is possible in this case since k' is small, typically $k' \leq 100$.

We have experimented with this simultaneous k -way cut method on our recent test images. However, the results presented in this paper are all based on the recursive 2-way partitioning algorithm outlined in Section 3.2.

4 EXPERIMENTS

We have applied our grouping algorithm to image segmentation based on brightness, color, texture, or motion information. In the monocular case, we construct the graph $G = (V, E)$ by taking each pixel as a node and define the edge weight w_{ij} between node i and j as the product of a feature similarity term and spatial proximity term:

$$w_{ij} = e^{-\frac{\|F(i)-F(j)\|_2^2}{\sigma_I}} * \begin{cases} e^{-\frac{\|X(i)-X(j)\|_2^2}{\sigma_X}} & \text{if } \|X(i) - X(j)\|_2 < r \\ 0 & \text{otherwise,} \end{cases}$$

where $X(i)$ is the spatial location of node i , and $F(i)$ is a feature vector based on intensity, color, or texture information at that node defined as:

- $F(i) = 1$, in the case of segmenting point sets,

- $F(i) = I(i)$, the intensity value, for segmenting brightness images,
- $F(i) = [v \cdot v \cdot s \cdot \sin(h), v \cdot v \cdot s \cdot \cos(h)](i)$, where h, s, v are the HSV values, for color segmentation,
- $F(i) = [|I * f_1|, \dots, |I * f_n|](i)$, where the f_i are DOOG filters at various scales and orientations as used in [16], in the case of texture segmentation.

Note that the weight $w_{ij} = 0$ for any pair of nodes i and j that are more than r pixels apart.

We first tested our grouping algorithm on spatial point sets. Fig. 5 shows a point set and the segmentation result. The normalized cut criterion is indeed able to partition the point set in a desirable way.

Figs. 4, 6, 7, and 8 show the result of our segmentation algorithm on various brightness images. Figs. 6 and 7 are synthetic images with added noise. Figs. 4 and 8 are natural images. Note that the "objects" in Fig. 8 have rather ill-defined boundaries, which would make edge detection perform poorly. Fig. 9 shows the segmentation on a color image, reproduced in gray scale in these transactions. The original image and many other examples can be found at web site <http://www.cs.berkeley.edu/~jshi/Grouping>.

Note that, in all these examples, the algorithm is able to extract the major components of scene while ignoring small intracomponent variations. As desired, recursive partitioning can be used to further decompose each piece.

Fig. 10 shows preliminary results on texture segmentation for a natural image of a zebra against a background. Note that the measure we have used is orientation-variant and, therefore, parts of the zebra skin with different stripe orientation should be marked as separate regions.

In the motion case, we will treat the image sequence as a spatiotemporal data set. Given an image sequence, a weighted graph is constructed by taking each pixel in the image sequence as a node and connecting pixels that are in the spatiotemporal neighborhood of each other. The weight on each graph edge is defined as:

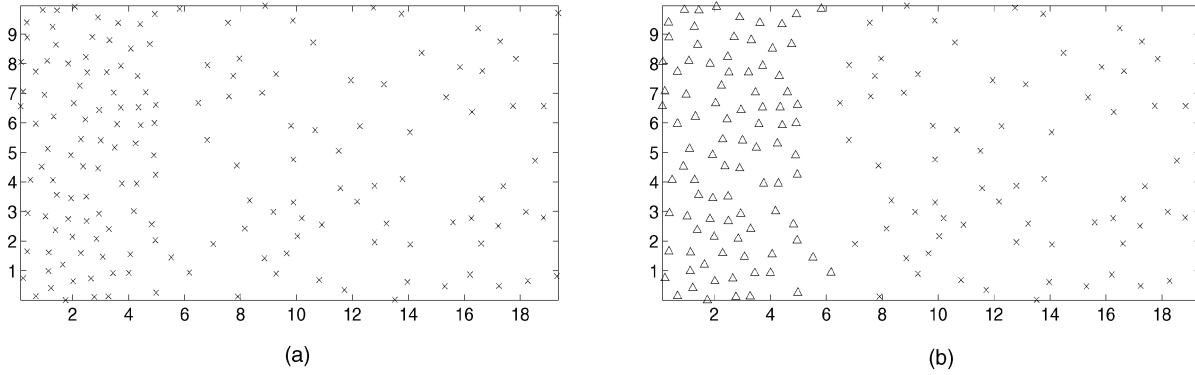


Fig. 5. (a) Point set generated by two Poisson processes, with densities of 2.5 and 1.0 on the left and right clusters respectively, (b) \triangle and \times indicate the partition of point set in (a). Parameter settings: $\sigma_X = 5$, $r = 3$.




Fig. 6. (a) A synthetic image showing a noisy "step" image. Intensity varies from 0 to 1, and Gaussian noise with $\sigma = 0.2$ is added. Subplot (b) shows the eigenvector with the second smallest eigenvalue and subplot (c) shows the resulting partition.

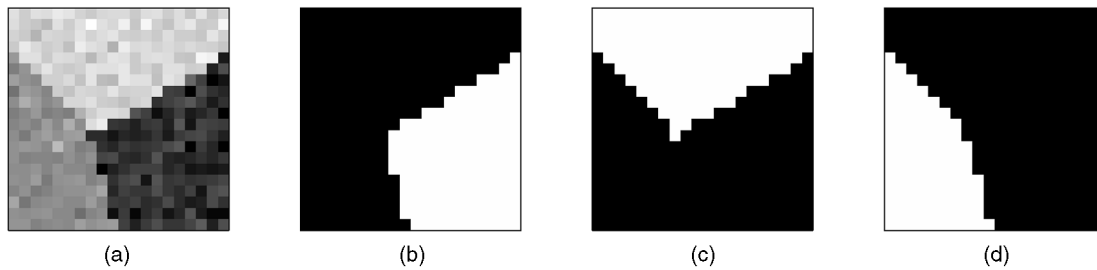


Fig. 7. (a) A synthetic image showing three image patches forming a junction. Image intensity varies from 0 to 1 and Gaussian noise with $\sigma = 0.1$ is added. (b)-(d) show the top three components of the partition.

$$w_{ij} = \begin{cases} e^{-\frac{d_m(i,j)^2}{\sigma_m^2}} & \text{if } \|X(i) - X(j)\|_2 < r \\ 0 & \text{otherwise,} \end{cases}$$

where $d(i, j)$ is the "motion distance" between two pixels i and j . Note that X_i in this case represents the spatial-temporal position of pixel i .

To compute this "motion distance," we will use a motion feature called *motion profile*. By *motion profile* we seek to estimate the probability distribution of image velocity at each pixel. Let $I^t(\mathbf{X})$ denote a image window centered at the pixel at location $\mathbf{X} \in R^2$ at time t . We denote by $P_i(\mathbf{dx})$ the *motion profile* of an image patch at node i , $I^t(\mathbf{X}_i)$, at time t corresponding to another image patch $I^{t+1}(\mathbf{X}_i + \mathbf{dx})$ at time $t + 1$. $P_i(\mathbf{dx})$ can be estimated by first computing the similarity $S_i(\mathbf{dx})$ between $I^t(\mathbf{X}_i)$ and $I^{t+1}(\mathbf{X}_i + \mathbf{dx})$ and normalizing it to get a probability distribution:

$$P_i(\mathbf{dx}) = \frac{S_i(\mathbf{dx})}{\sum_{\mathbf{dx}} S_i(\mathbf{dx})}. \quad (15)$$

There are many ways one can compute similarity between two image patches; we will use a measure that is based on the sum of squared differences (SSD):

$$S_i(\mathbf{dx}) = \exp\left(-\sum_w (I^t(\mathbf{X}_i + \mathbf{w}) - I^{t+1}(\mathbf{X}_i + \mathbf{dx} + \mathbf{w}))^2 / \sigma_{ssd}^2\right), \quad (16)$$

where $\mathbf{w} \in R^2$ is within a local neighborhood of image patch $I^t(\mathbf{X}_i)$. The "motion distance" between two image pixels is then defined as one minus the cross-correlation of the motion profiles:

$$d(i, j) = 1 - \sum_{\mathbf{dx}} P_i(\mathbf{dx}) P_j(\mathbf{dx}). \quad (17)$$

In Fig. 11, we show results of the normalized cut algorithm on a synthetic random dot motion sequence and a indoor motion sequence, respectively. For more elaborate discussion on motion segmentation using normalized cut, as well as how to segment and track over long image sequences, readers might want to refer to our paper [21].

4.1 Computation Time

As we saw from Section 3.1, the running time of the normalized cut algorithm is $O(mn)$, where n is the number




Fig. 8. (a) shows a 126×106 weather radar image. (b)-(g) show the components of the partition with N_{cut} value less than 0.08. Parameter setting: $\sigma_I = 0.007$, $\sigma_x = 15.0$, $r = 10$.




Fig. 9. (a) shows a 77×107 color image. (b)-(e) show the components of the partition with N_{cut} value less than 0.04. Parameter settings: $\sigma_I = 0.01$, $\sigma_X = 4.0$, $r = 5$.




Fig. 10. (a) shows an image of a zebra. The remaining images show the major components of the partition. The texture features used correspond to convolutions with DOOG filters [16] at six orientations and five scales.

of pixels and m is the number of steps Lanczos takes to converge. On the 100×120 test images shown here, the normalized cut algorithm takes about 2 minutes on Intel Pentium 200MHz machines.

A multiresolution implementation can be used to reduce this running time further on larger images. In our current experiments, with this implementation, the running time on a 300×400 image can be reduced to about 20 seconds on Intel Pentium 300MHz machines. Furthermore, the bottleneck of the computation, a sparse matrix-vector

multiplication step, can be easily parallelized taking advantage of future computer chip designs.

In our current implementation, the sparse eigenvalue decomposition is computed using the LASO2 numerical package developed by Scott.

4.2 Choice of Graph Edge Weight

In the examples shown here, we used an exponential function of the form $w(x) = e^{-(d(x)/\sigma)^2}$ on the weighted graph edge with feature similarity of $d(x)$. The value of σ is




Fig. 11. Subimages (a) and (b) show two frames of an image sequence. Segmentation results on this two frame image sequence are shown in subimages (c) to (g). Segments in (c) and (d) correspond to the person in the foreground and segments in (e) to (g) correspond to the background. The reason that the head of the person is segmented away from the body is that, although they have similar motion, their motion profiles are different. The head region contains 2D textures and the motion profiles are more peaked, while, in the body region, the motion profiles are more spread out. Segment (e) is broken away from (f) and (g) for the same reason.

typically set to 10 to 20 percent of the total range of the feature distance function $d(x)$. The exponential weighting function is chosen here for its relative simplicity, as well as neutrality, since the focus of this paper is on developing a general segmentation procedure, given a feature similarity measure. We found this choice of weight function is quite adequate for typical image and feature spaces. Section 6.1 shows the effect of using different weighting functions and parameters on the output of the normalized cut algorithm.

However, the general problem of defining feature similarity incorporating a variety of cues is not a trivial one. The grouping cues could be of different abstraction levels and types and they could be in conflict with each other. Furthermore, the weighting function could vary from image region to image region, particularly in a textured image. Some of these issues are addressed in [15].

5 RELATIONSHIP TO SPECTRAL GRAPH THEORY

The computational approach that we have developed for image segmentation is based on concepts from spectral graph theory. The core idea is to use matrix theory and linear algebra to study properties of the incidence matrix, \mathbf{W} , and the Laplacian matrix, $\mathbf{D} - \mathbf{W}$, of the graph and relate them back to various properties of the original graph. This is a rich area of mathematics and the idea of using eigenvectors of the Laplacian for finding partitions of graphs can be traced back to Cheeger [4], Donath and Hoffman [7], and Fiedler [9]. This area has also seen contributions by theoretical computer scientists [1], [3], [22], [23]. It can be shown that our notion of *normalized cut* is related by a constant factor to the concept of conductance in [22].

For a tutorial introduction to spectral graph theory, we recommend the recent monograph by Chung [5]. In this monograph, Chung proposes a “normalized” definition of the Laplacian, as $\mathbf{D}^{-\frac{1}{2}}(\mathbf{D} - \mathbf{W})\mathbf{D}^{-\frac{1}{2}}$. The eigenvectors for this “normalized” Laplacian, when multiplied by $\mathbf{D}^{-\frac{1}{2}}$, are exactly the generalized eigenvectors we used to compute

normalized cut. Chung points out that the eigenvalues of this “normalized” Laplacian relate well to graph invariants for general graph in ways that eigenvalues of the standard Laplacian have failed to do.

Spectral graph theory provides us some guidance on the goodness of the approximation to the normalized cut provided by the second eigenvalue of the normalized Laplacian. One way is through bounds on the normalized Cheeger constant [5] which, in our terminology, can be defined as

$$h_G = \inf \frac{\text{cut}(A, B)}{\min(\text{assoc}(A, V), \text{assoc}(B, V))}. \quad (18)$$

The eigenvalues of (6) are related to the Cheeger constant by the inequality [5]:

$$2h_G \geq \lambda_1 > \frac{h_G^2}{2}. \quad (19)$$

Earlier work on spectral partitioning used the second eigenvectors of the Laplacian of the graph defined as $\mathbf{D} - \mathbf{W}$ to partition a graph. The second smallest eigenvalue of $\mathbf{D} - \mathbf{W}$ is sometimes known as the Fiedler value. Several results have been derived relating the *ratio cut* and the Fiedler value. A *ratio cut* of a partition of V , $P = (A, V - A)$, which, in fact, is the standard definition of the Cheeger constant, is defined as $\frac{\text{cut}(A, V-A)}{\min(|A|, |V-A|)}$. It was shown that if the Fiedler value is small, partitioning the graph based on the Fiedler vector will lead to good *ratio cut* [1], [23]. Our derivation in Section 2.1 can be adapted (by replacing the matrix \mathbf{D} in the denominators by the identity matrix \mathbf{I}) to show that the Fiedler vector is a real valued solution to the problem of $\min_{A \subset V} \frac{\text{cut}(A, V-A)}{|A|} + \frac{\text{cut}(V-A, A)}{|V-A|}$, which we can call the *average cut*.

Although *average cut* looks similar to the *normalized cut*, *average cut* does not have the important property of having a

simple relationship to the *average association*, which can be analogously defined as $\frac{\text{assoc}(A,A)}{|A|} + \frac{\text{assoc}(V-A,V-A)}{|V-A|}$. Consequently, one cannot simultaneously minimize the disassociation across the partitions while maximizing the association within the groups. When we applied both techniques to the image segmentation problem, we found that the *normalized cut* produces better results in practice. There are also other explanations why the *normalized cut* has better behavior from graph theoretical point of view, as pointed out by Chung [5].

Our work, originally presented in [20], represents the first application of spectral partitioning to computer vision or image analysis. There is, however, one application area that has seen substantial application of spectral partitioning—the area of parallel scientific computing. The problem there is to balance the workload over multiple processors taking into account communication needs. One of the early papers is [18]. The generalized eigenvalue approach was first applied to graph partitioning by [8] for dynamically balancing computational load in a parallel computer. Their algorithm is motivated by [13]’s paper on representing a hypergraph in a Euclidean space.

The normalized cut criteria is also closely related to key properties of a Markov Random Walk. The similarity matrix \mathbf{W} can be normalized to define a probability transition matrix \mathbf{P} of a random walk on the pixels. It can be shown that the conductance [22] of this random walk is the normalized cut value and the normalized cut vectors of (12) are exactly the right eigenvectors of \mathbf{P} .

5.1 A Physical Interpretation

As one might expect, a physical analogy can be set up for the generalized eigenvalue system (6) that we used to approximate the solution of normalized cut. We can construct a spring-mass system from the weighted graph by taking graph nodes as physical nodes and graph edges as springs connecting each pair of nodes. Furthermore, we will define the graph edge weight as the spring stiffness and the total edge weights connecting to a node as its mass.

Imagine what would happen if we were to give a hard shake to this spring-mass system, forcing the nodes to oscillate in the direction perpendicular to the image plane. Nodes that have stronger spring connections among them will likely oscillate together. As the shaking becomes more violent, weaker springs connecting to this group of node will be overstretched. Eventually, the group will “pop” off from the image plane. The overall steady state behavior of the nodes can be described by its fundamental mode of oscillation. In fact, it can be shown that the fundamental modes of oscillation of this spring mass system are exactly the generalized eigenvectors of (6).

Let k_{ij} be the spring stiffness connecting nodes i and j . Define \mathbf{K} to be the $n \times n$ stiffness matrix, with $\mathbf{K}(i, i) = \sum_j k_{ij}$ and $\mathbf{K}(i, j) = -k_{ij}$. Define the diagonal $n \times n$ mass matrix \mathbf{M} as $\mathbf{M}(i, i) = \sum_j k_{ij}$. Let $\mathbf{x}(t)$ be the $n \times 1$ vector describing the motion of each node. This spring-mass dynamic system can be described by:

$$\mathbf{K}\mathbf{x}(t) = -\mathbf{M}\ddot{\mathbf{x}}(t). \quad (20)$$

Assuming the solution takes the form of $\mathbf{x}(t) = v_k \cos(\omega_k t + \theta)$, the steady state solutions of this spring-mass system satisfy:

$$\mathbf{K}\mathbf{v}_k = \omega_k^2 \mathbf{M}\mathbf{v}_k, \quad (21)$$

analogous to (6) for *normalized cut*.

Each solution pair (ω_k, \mathbf{v}_k) of (21) describes a *fundamental mode* of the spring-mass system. The eigenvectors \mathbf{v}_k give the steady state displacement of the oscillation in each mode and the eigenvalues ω_k^2 give the energy required to sustain each mode of oscillation. Therefore, finding graph partitions that have small normalized cut values is, in effect, the same as finding a way to “pop” off image regions with minimal effort.

6 RELATIONSHIP TO OTHER GRAPH THEORETIC APPROACHES TO IMAGE SEGMENTATION

In the computer vision community, there has been some previous work on image segmentation formulated as a graph partition problem. Wu and Leahy [25] use the *minimum cut* criterion for their segmentation. As mentioned earlier, our criticism of this criterion is that it tends to favor cutting off small regions, which is undesirable in the context of image segmentation. In an attempt to get more balanced partitions, Cox et al. [6] seek to minimize the ratio $\frac{\text{cut}(A,V-A)}{\text{weight}(A)}$, $A \subset V$, where $\text{weight}(A)$ is some function of the set A . When $\text{weight}(A)$ is taken to be the sum of the elements in A , we see that this criterion becomes one of the terms in the definition of *average cut* above. Cox et al. use an efficient discrete algorithm to solve their optimization problem assuming the graph is planar.

Sarkar and Boyer [19] use the eigenvector with the largest eigenvalue of the system $\mathbf{W}\mathbf{x} = \lambda\mathbf{x}$ for finding the most coherent region in an edge map. Using a similar derivation as in Section 2.1, we can see that the first largest eigenvector of their system approximates $\min_{A \subset V} \frac{\text{assoc}(A,A)}{|A|}$ and the second largest eigenvector approximates $\min_{A \subset V, B \subset V} \frac{\text{assoc}(A,A)}{|A|} + \frac{\text{assoc}(B,B)}{|B|}$. However, the approximation is not tight and there is no guarantee that $A + B = V$. As we will see later in the section, this situation can happen quite often in practice. Since this algorithm is essentially looking for clusters that have tight within-grouping similarity, we will call this criteria *average association*.

6.1 Comparison with Related Eigenvector-Based Methods

The *normalized cut* formulation has a certain resemblance to the *average cut*, the standard spectral graph partitioning, as well as *average association* formulation. All three of these algorithms can be reduced to solving certain eigenvalue systems. How are they related to each other?

Fig. 12 summarizes the relationship between these three algorithms. On one hand, both the *normalized cut* and the *average cut* algorithm are trying to find a “balanced partition” of a weighted graph, while, on the other hand,

| | | | |
|----------------------|--|---|--|
| | ← Finding clumps | Finding splits → | |
| Discrete formulation | Average association $\frac{\text{asso}(A,A)}{ A } + \frac{\text{asso}(B,B)}{ B }$ | Normalized Cut $\frac{\text{cut}(A,B)}{\text{asso}(A,V)} + \frac{\text{cut}(A,B)}{\text{asso}(B,V)}$ or $2 - \left(\frac{\text{asso}(A,A)}{\text{asso}(A,V)} + \frac{\text{asso}(B,B)}{\text{asso}(B,V)} \right)$ | Average cut $\frac{\text{cut}(A,B)}{ A } + \frac{\text{cut}(A,B)}{ B }$ |
| Continuous solution | $Wx = \bar{\lambda} x$ | $(D-W)x = \bar{\lambda} D x$ or $Wx = (1 - \bar{\lambda})D x$ | $(D-W)x = \bar{\lambda} x$ |

Fig. 12. Relationship between *normalized cut* and other eigenvector-based partitioning techniques. Compared to the *average cut* and *average association* formulation, *normalized cut* seeks a balance between the goal of finding clumps and finding splits.

the *normalized association* and the *average association* are trying to find “tight” clusters in the graph. Since the *normalized association* is exactly $2 - \text{ncut}$, the *normalized cut* value, the *normalized cut* formulation seeks a balance between the goal of clustering and segmentation. It is, therefore, not too surprising to see that the normalized cut vector can be approximated with the generalized eigenvector of $(D - W)x = \lambda Dx$, as well as that of $Wx = \lambda Dx$.

Judging from the discrete formulations of these three grouping criteria, it can be seen that the *average association*, $\frac{\text{asso}(A,A)}{|A|} + \frac{\text{asso}(B,B)}{|B|}$, has a bias for finding tight clusters. Therefore, it runs the risk of becoming too greedy in finding small, but tight, clusters in the data. This might be perfect for data that are Gaussian distributed. However, for typical data in the real world that are more likely to be made up of a mixture of various different types of distributions, this bias in grouping will have undesired consequences, as we shall illustrate in the examples below.

For *average cut*, $\frac{\text{cut}(A,B)}{|A|} + \frac{\text{cut}(A,B)}{|B|}$, the opposite problem arises—one cannot ensure the two partitions computed will have tight within-group similarity. This becomes particularly problematic if the dissimilarity among the different groups varies from one to another, or if there are several possible partitions all with similar *average cut* values.

To illustrate these points, let us first consider a set of randomly distributed data in 1D shown in Fig. 13. The 1D data is made up by two subsets of points, one randomly distributed from 0 to 0.5 and the other from 0.65 to 1.0. Each data point is taken as a node in the graph and the weighted graph edge connecting two points is defined to be inversely proportional to the distance between two nodes. We will use three monotonically decreasing weighting functions, $w(x) = f(d(x))$, defined on the distance function, $d(x)$, with different rate of fall-off. The three weighting functions are plotted in Figs. 14a, 15a, and 16a.

The first function, $w(x) = e^{-\frac{d(x)}{0.1}}$, plotted in Fig. 14a, has the fastest decreasing rate among the three. With this weighting function, only close-by points are connected, as shown in the graph weight matrix W plotted in Fig. 14b. In this case, *average association* fails to find the right partition.

Instead, it focuses on finding small clusters in each of the two main subgroups.

The second function, $w(x) = 1 - d(x)$, plotted in Fig. 15a, has the slowest decreasing rate among the three. With this weighting function, most points have some nontrivial connections to the rest. To find a cut of the graph, a number of edges with heavy weights have to be removed. In addition, the cluster on the right has less within-group similarity comparing with the cluster on the left. In this case, *average cut* has trouble deciding on where to cut.

The third function, $w(x) = e^{-\frac{d(x)}{0.2}}$, plotted in Fig. 16a, has a moderate decreasing rate. With this weighting function, the nearby point connections are balanced against far-away point connections. In this case, all three algorithms perform well with *normalized cut*, producing a clearer solution than the two other methods.

These problems, illustrated in Figs. 14, 15, and 16, in fact are quite typical in segmenting real natural images. This is particularly true in the case of texture segmentation. Different texture regions often have very different within-group similarity or coherence. It is very difficult to predetermine the right weighting function on each image region. Therefore, it is important to design a grouping algorithm that is more tolerant to a wide range of weighting functions. The advantage of using *normalized cut* becomes more evident in this case. Fig. 17 illustrates this point on a natural texture image shown previously in Fig. 10.

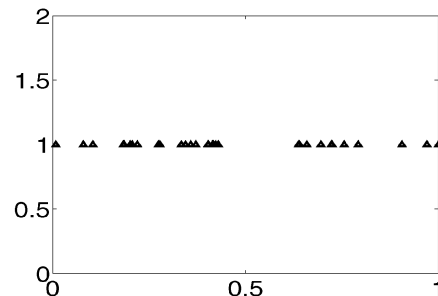


Fig. 13. A set of randomly distributed points in 1D. The first 20 points are randomly distributed from 0.0 to 0.5 and the remaining 12 points are randomly distributed from 0.65 to 1.0. Segmentation result of these points with different weighting functions are shown in Figs. 14, 15, and 16.

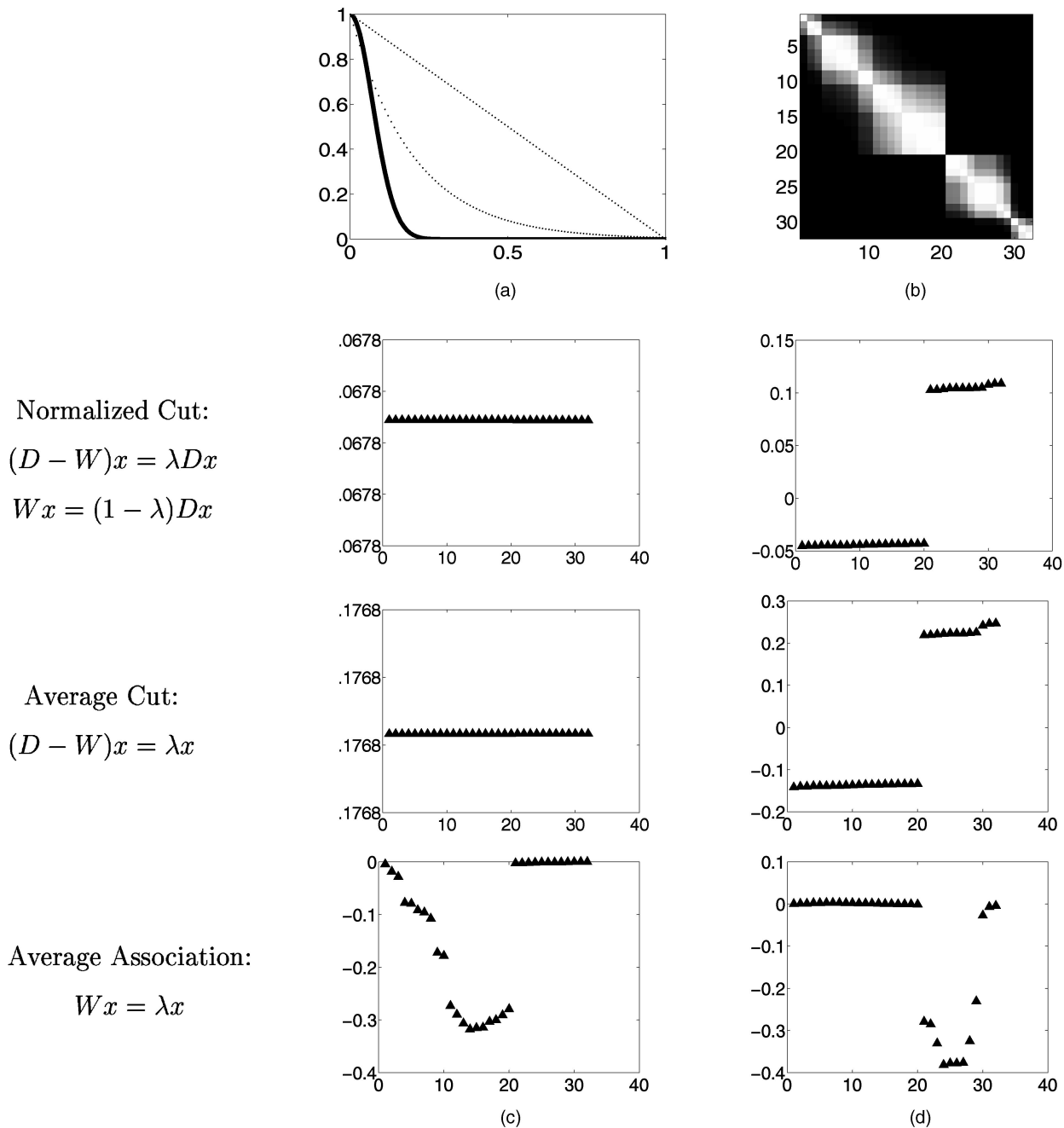


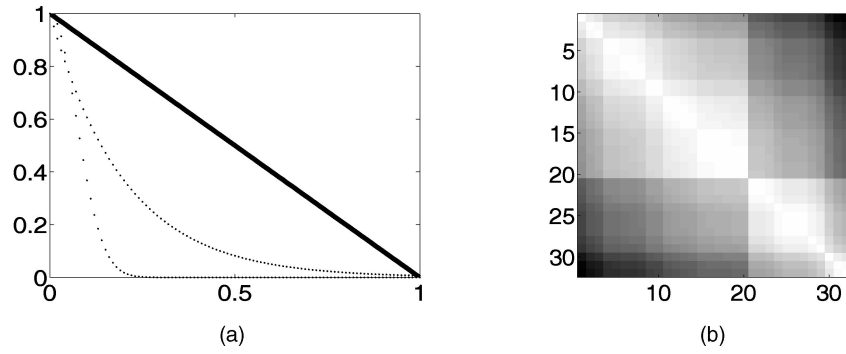
Fig. 14. A weighting function with fast rate of fall-off: $w(x) = e^{-\left(\frac{d(x)}{d_{max}}\right)^2}$, shown in subplot (a) in solid line. The dotted lines show the two alternative weighting functions used in Figs. 15 and 16. Subplot (b) shows the corresponding graph weight matrix W . The two columns (c) and (d) below show the first, and second extreme eigenvectors for the Normalized cut (row 1), Average cut (row 2), and Average association (row 3). For both *normalized cut* and *average cut*, the smallest eigenvector is a constant vector as predicted. In this case, both *normalized cut* and *average cut* perform well, while the *average association* fails to do the right thing. Instead, it tries to pick out isolated small clusters.

7 CONCLUSION

In this paper, we developed a grouping algorithm based on the view that perceptual grouping should be a process that aims to extract global impressions of a scene and provides a hierarchical description of it. By treating the grouping problem as a graph partitioning problem, we proposed the normalized cut criteria for segmenting the graph. Normalized cut is an unbiased measure of disassociation between subgroups of a graph and it has the nice property that minimizing normalized cut leads directly to maximizing the

normalized association, which is an unbiased measure for total association within the subgroups. In finding an efficient algorithm for computing the minimum normalized cut, we showed that a generalized eigenvalue system provides a real valued solution to our problem.

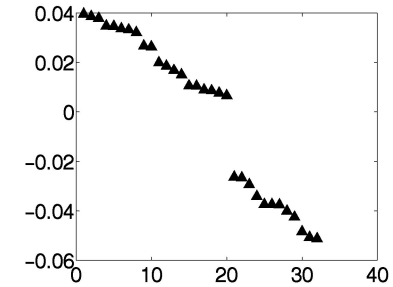
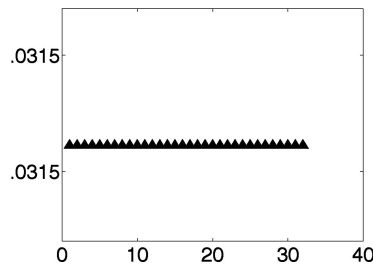
A computational method based on this idea has been developed and applied to segmentation of brightness, color, and texture images. Results of experiments on real and synthetic images are very encouraging and illustrate that the normalized cut criterion does indeed satisfy our initial goal of extracting the "big picture" of a scene.



Normalized Cut:

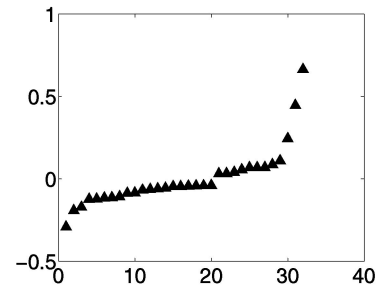
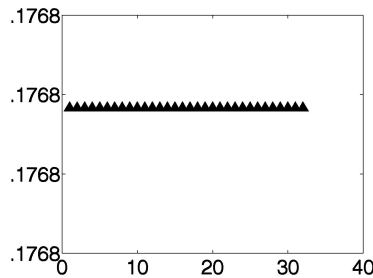
$$(D - W)x = \lambda Dx$$

$$Wx = (1 - \lambda)Dx$$



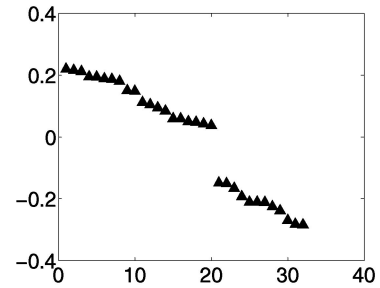
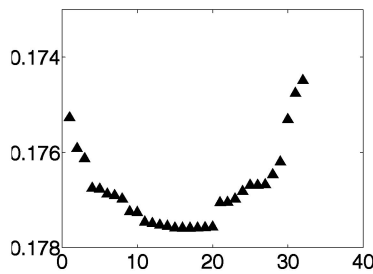
Average Cut:

$$(D - W)x = \lambda x$$



Average Association:

$$Wx = \lambda x$$



(c)

(d)

Fig. 15. A weighting function with slow rate of fall-off: $w(x) = 1 - d(x)$, shown in subplot (a) in solid line. The dotted lines show the two alternative weighting functions used in Figs. 14 and 16. Subplot (b) shows the corresponding graph weight matrix W . The two columns (c) and (d) below show the first, and second extreme eigenvectors for the Normalized cut (row 1), Average cut (row 2), and Average association (row 3). In this case, both *normalized cut* and *average association* give the right partition, while the *average cut* has trouble deciding on where to cut.

APPENDIX

NP-COMPLETENESS PROOF FOR NORMALIZED CUT

Proposition 1 [Papadimitrou 97]. *Normalized Cut (NCUT)*

for a graph on regular grids is NP-complete.

Proof. We shall reduce NCUT on regular grids from

PARTITION:

- Given integers x_1, x_2, \dots, x_n adding to $2k$, is there a subset adding to k ?

We construct a weighted graph on a regular grid that has the property that it will have a small enough normalized cut if and only if we can find a subset from x_1, x_2, \dots, x_n adding to k . Fig. 18a shows the graph and Fig. 18b shows the form that a partition that minimizes the normalized cut must take.

In comparison to the integers x_1, x_2, \dots, x_n , M is much larger, $M > 2k^2$, and a is much smaller, $0 < a < 1/n$. We ask the question

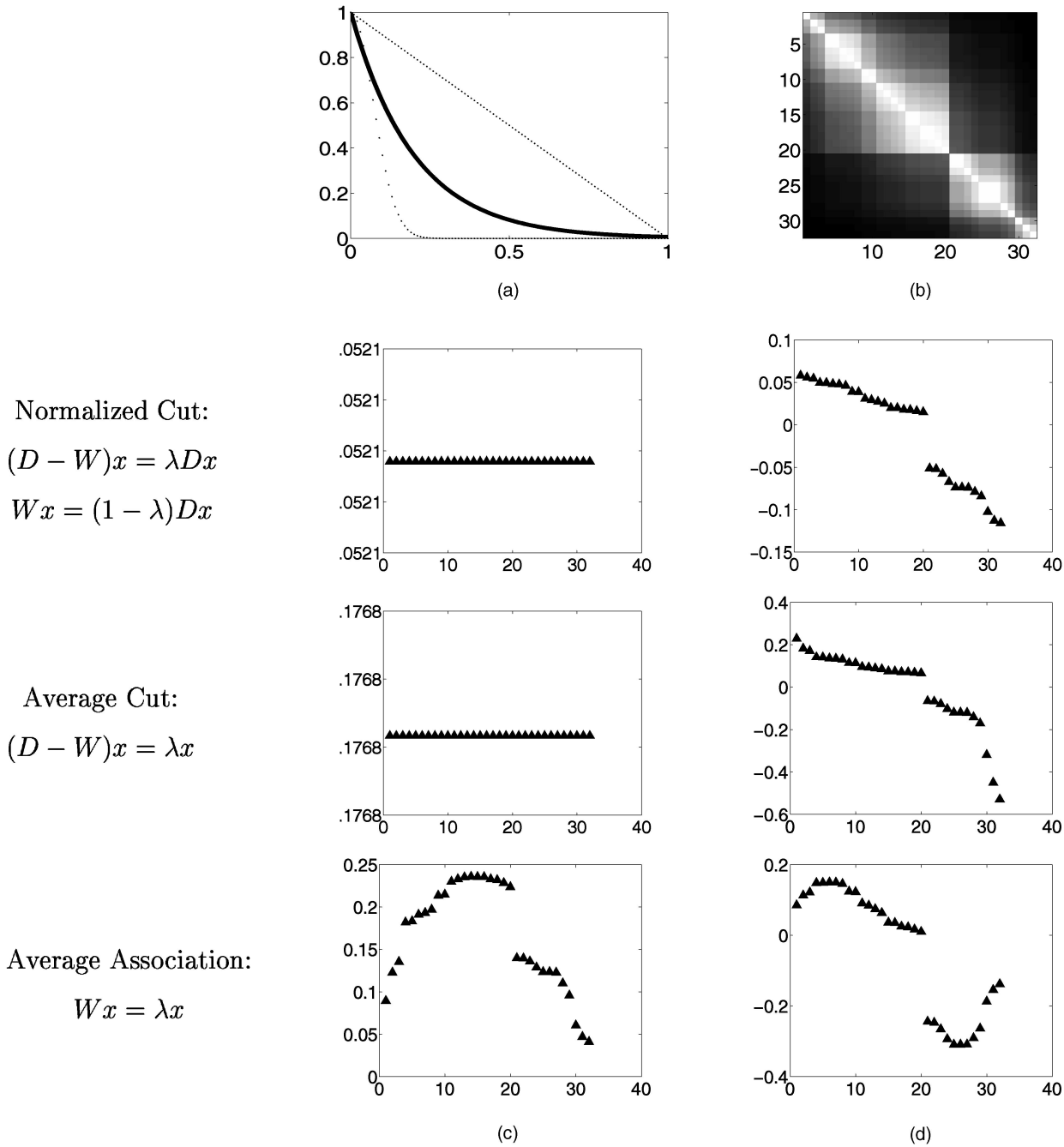


Fig. 16. A weighting function with medium rate of fall-off: $w(x) = e^{-\frac{d(x)}{0.2}}$, shown in subplot (a) in solid line. The dotted lines show the two alternative weighting functions used in Figs. 14 and 15. Subplot (b) shows the corresponding graph weight matrix W . The two columns (c) and (d) below show the first and second extreme eigenvectors for the Normalized cut (row 1), Average cut (row 2), and average association (row 3). All three of these algorithms perform satisfactorily in this case, with *normalized cut* producing a clearer solution than the other two cuts.

- Is there a partition with $Ncut$ value less than $\frac{4an}{c-1/c}$, where c is half the sum of edge weights in the graph, $c = 2M(n + 1) + k + 3a n$.

we achieve an $Ncut$ value less than $\frac{4an}{c-1/c}$. For all other partitions, the $Ncut$ value will be bounded below by

$$\frac{4an}{c-1/c}$$

We shall see that a good $Ncut$ partition of the graph must separate the left and right columns. In particular, if and only if there is a subset $S_1 = \{x_1, \dots, x_m\}$ adding to k , by taking the corresponding edges in the middle column to be in one side of the partition, as illustrated in Fig. 18b,

First, let us show that the cut illustrated in Fig. 18b, where each side has a subset of middle column edges x_1, x_2, \dots, x_n that add up to k , does have $Ncut$ value less than $\frac{4a n}{c-1/c}$. Let the $ncut^*$ be the $Ncut$ value for this cut. By using the formula for $Ncut$ (2.2), we can see that

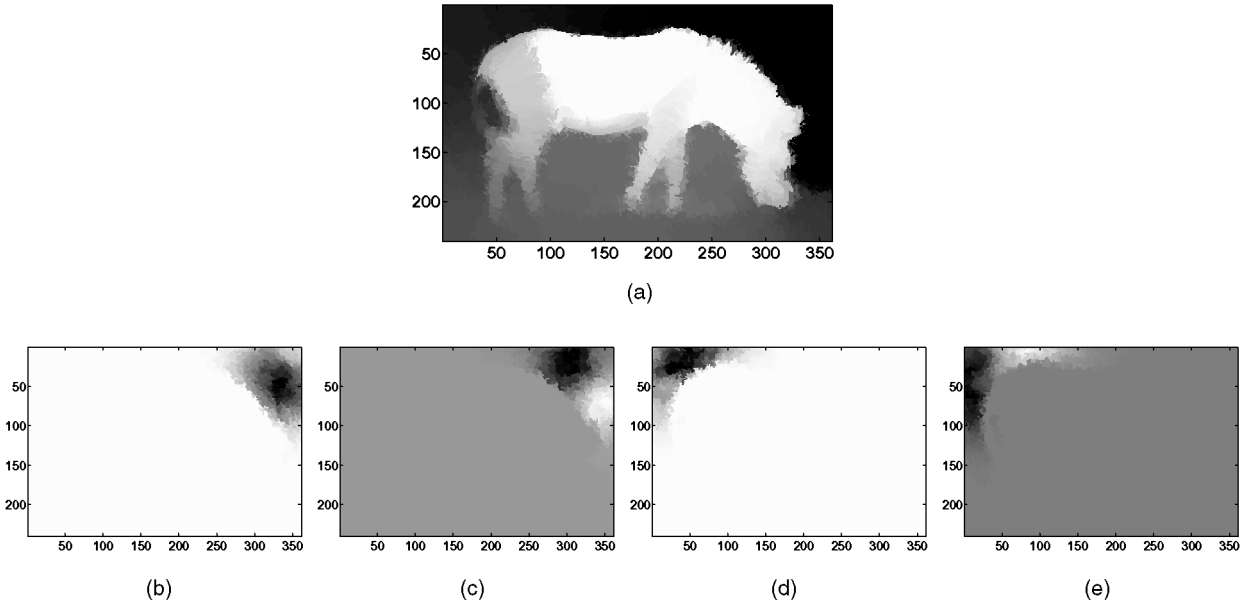


Fig. 17. Normalized cut and average association result on the zebra image in Fig. 10. Subplot (a) shows the second largest eigenvector of $W_{\mathbf{x}} = \lambda D_{\mathbf{x}}$, approximating the normalized cut vector. Subplots (b)-(e) show the first to fourth largest eigenvectors of $W_{\mathbf{x}} = \lambda_{\mathbf{x}}$, approximating the average association vector, using the same graph weight matrix. In this image, pixels on the zebra body have, on average, lower degree of coherence than the pixels in the background. The average association, with its tendency to find tight clusters, partitions out only small clusters in the background. The normalized cut algorithm, having to balance the goal of clustering and segmentation, finds the better partition in this case.

$$ncut^* = \frac{4an}{2c + 2an(2k_1 - 1)} + \frac{4an}{2c - 2an(2k_1 - 1)},$$

where c is half the total edge weights in the graph, $c = 2M(n + 1) + k + 3an$, and k_1n and $(1 - k_1)n$ are the number of edges from the middle column on the two sides of the graph partition, $0 < k_1 < 1$. The term $an(2k_1 - 1)$ can be interpreted as the amount of imbalance between the denominators in the two terms in the $Ncut$ formula and lies between -1 and $+1$ (since $0 < an < 1$). Simplifying, we see that

$$ncut^* = \frac{4an c}{c^2 - (an(2k_1 - 1))^2} < \frac{4an c}{c^2 - 1} = \frac{4an}{c - 1/c}.$$

as was to be shown.

To complete the proof we must show that all other partitions result in a $Ncut$ greater than or equal to $\frac{4an}{c-1/c}$. Informally speaking, what will happen is that either the numerators of the terms in the $Ncut$ formula—the cut become too large, or the denominators become significantly imbalanced, again increasing the $Ncut$ value. We need to consider three cases:

1. A cut that deviates from the cut in 1(b) slightly by reshuffling some of the x_i edges so that the sums of the x_i in each subset of the graph partition are no longer equal. For such cuts, the resulting $Ncut$ values are, at best, $ncut_1 = \frac{2an}{c+x} + \frac{2an}{c-x} = \frac{4an c}{c^2 - x^2}$. But, since $x \geq 1$, we have $ncut_1 \geq \frac{4an c}{c^2 - 1} = \frac{4an}{c - 1/c}$.
2. A cut that goes through any of the edges with weight M . Even with the denominators on both sides completely balanced, the $Ncut$ value

$ncut_2 = \frac{2M}{c}$ is going to be larger than $\frac{4an}{c-1/c}$. This is ensured by our choice in the construction that $M > 2k^2$. We have to show that

$$\frac{2M}{c} \geq \frac{4an}{c - 1/c}, \text{ or}$$

$$M \geq 2an \frac{c^2}{c^2 - 1}.$$

This is direct, since $an < 1$ by construction, $\frac{c^2}{c^2 - 1} \leq \frac{81}{80}$ (using $k \geq 1$, $M \geq 2$, $c \geq 9$).

3. A cut that partitions out some of the nodes in the middle as one group. We see that any cut that goes through one of the x_i s can improve its $Ncut$ value by going through the edges with weight a instead. So, we will focus on the case where the cut only goes through the weight a edges. Suppose that m edges of x_i s are grouped into one set, with total weight adding to x , where $1 < x < 2k$. The corresponding $ncut$ value,

$$ncut_3(m) = \frac{4am}{4am + 2x} + \frac{4am}{8M(n + 1) + 4k + 12an - 4am - 2x}$$

$$= \frac{2am}{c - d_m} + \frac{2am}{c + d_m},$$

where

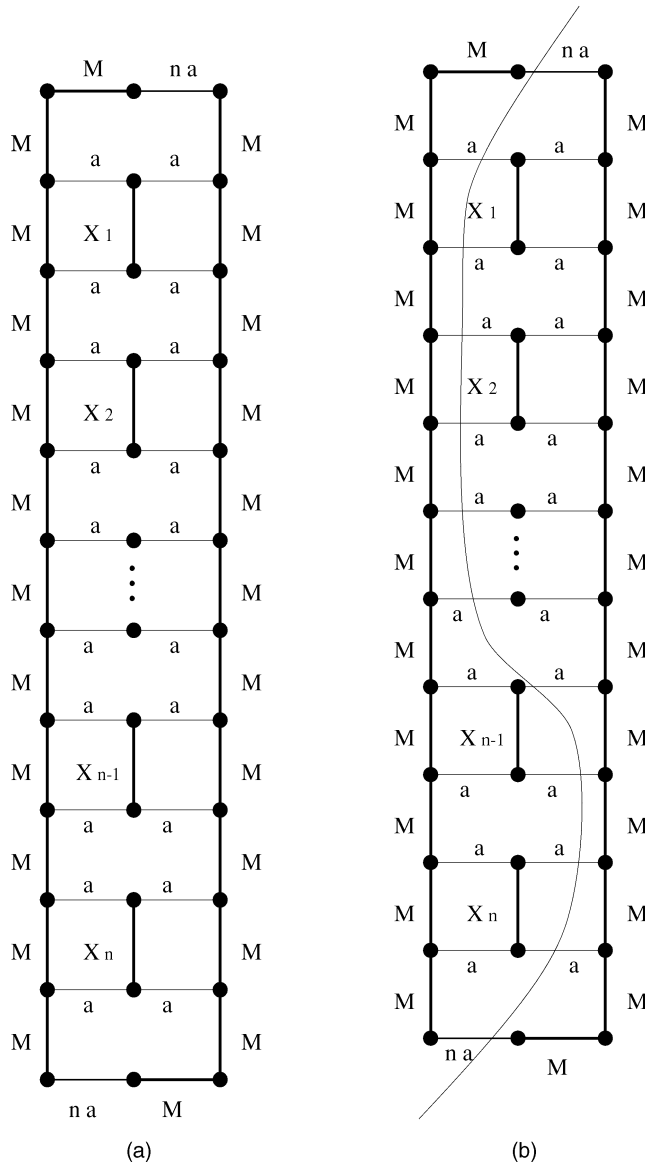


Fig. 18. (a) shows a weighted graph on a regular grid. The missing edges on the grids have weights of 0. In comparison to the integers x_1, x_2, \dots, x_n , M is a large number ($M > 2k^2$), and a is very small number ($0 < a < 1/n$). (b) shows a cut that has a $Ncut$ value less than $\frac{4an}{c-1/c}$. This cut, which only goes through edges with weight equal to a or na , has the property that the x_i s on each side of the partition sum up to k .

$$\begin{aligned} d_m &= 2M(n+1) + k + 3an - 2am - x \\ &> 2M(n+1) - k + 3an - 2am \\ &= x_l. \end{aligned}$$

The lower bound on $ncut_3(m) = \frac{4amc}{c^2 - d_m^2}$ is then

$ncut_l(m) = \frac{4amc}{c^2 - x_l^2}$. Further expansion of the

$ncut_l(m)$ yields

$$\begin{aligned} ncut_l(m) &= \frac{4amc}{c^2 - x_l^2} \\ &= \frac{4amc}{c^2 - (B - 2am)^2}, \\ &\text{where } B = 2M(n+1) - k + 3an \\ &= \frac{4ac}{\frac{c^2 - B^2}{m} - 4a^2m + 4aB}. \end{aligned}$$

One can check to see that $ncut_l(m)$ is a non-decreasing function and has its minimum at $\frac{4ac}{(c^2 - B^2) + 4aB - 4a^2}$ when $m = 1$.

In order to prove that $ncut_l(m) > \frac{4an}{c-1/c}$, we need to establish the inequality

$$\begin{aligned} \frac{4ac}{(c^2 - B^2) + 4aB - 4a^2} &\geq \frac{4an}{c^2 - 1} \quad \text{or} \\ \frac{1}{(c^2 - B^2) + 4aB - 4a^2} &\geq \frac{n}{c^2 - 1} \quad \text{or} \\ ((c^2 - B^2) + 4aB - 4a^2)n &\leq c^2 - 1 \quad \text{or} \\ (4ck - 4k^2)n + 4an(c - 2k - a) + 1 &\leq c^2, \end{aligned}$$

using the fact that $c = B + 2k$. To continue, note that, since $an < 1$, this will be true if

$$\begin{aligned} (4ck - 4k^2)n + 4(c - 2k) - 4a + 1 &\leq c^2 \quad \text{or if} \\ 4ck^2 + 4c - (4k^3 + 8k + 4a - 1) &\leq c^2, \end{aligned}$$

since $n < k$. Since $4k^3 + 8k + 4a - 1 > 0$, we only need to show that $4ck^2 + 4c < c^2$ or that $c > 4(k^2 + 1)$. This is so because $c = 2M(n+1) + k + 3an$ and $M > 2k^2$. \square

ACKNOWLEDGMENTS

This research was supported by (ARO) DAAH04-96-1-0341, and a National Science Foundation Graduate Fellowship to J. Shi. We thank Christos Papadimitriou for supplying the proof of NP-completeness for *normalized cuts* on a grid. In addition, we wish to acknowledge Umesh Vazirani and Alistair Sinclair for discussions on graph theoretic algorithms and Inderjit Dhillon and Mark Adams for useful pointers to numerical packages. Thomas Leung, Serge Belongie, Yeir Weiss, and other members of the computer vision group at UC Berkeley provided much useful feedback on our algorithm.

REFERENCES

- [1] N. Alon, "Eigenvalues and Expanders," *Combinatorica*, vol. 6, no. 2, pp. 83-96, 1986.
- [2] A. Blake and A. Zisserman, *Visual Reconstruction*. MIT Press, 1987.
- [3] R.B. Boppana, "Eigenvalues and Graph Bisection: An Average-Case Analysis," *Proc. 28th Symp. Foundations of Computer Science*, pp. 280-285, 1987.
- [4] J. Cheeger, "A Lower Bound for the Smallest Eigenvalue of the Laplacian," *Problems in Analysis*, R.C. Gunning, ed., pp. 195-199, Princeton Univ. Press, 1970.
- [5] F.R.K. Chung, *Spectral Graph Theory*. Am. Math. Soc., 1997.
- [6] I.J. Cox, S.B. Rao, and Y. Zhong, "Ratio Regions: A Technique for Image Segmentation," *Proc. 13th Int'l Conf. Pattern Recognition*, 1996.

- [7] W.E. Donath and A.J. Hoffman, "Lower Bounds for the Partitioning of Graphs," *IBM J. Research and Development*, pp. 420-425, 1973.
- [8] R. Van Driessche and D. Roose, "An Improved Spectral Bisection Algorithm and Its Application to Dynamic Load Balancing," *Parallel Computing*, vol. 21, pp. 29-48, 1995.
- [9] M. Fiedler, "A Property of Eigenvectors of Nonnegative Symmetric Matrices and Its Applications to Graph Theory," *Czech. Math. J.*, vol. 25, no. 100, pp. 619-633, 1975.
- [10] S. Geman and D. Geman, "Stochastic Relaxation, Gibbs Distributions, and the Bayesian Restoration of Images," *IEEE Trans. Pattern Analysis and Machine Intelligence*, vol. 6, pp. 721-741, Nov. 1984.
- [11] G.H. Golub and C.F. Van Loan, *Matrix Computations*. John Hopkins Press, 1989.
- [12] A.K. Jain and R.C. Dubes, *Algorithms for Clustering Data*. Prentice Hall, 1988.
- [13] K. Fukunaga, S. Yamada, H.S. Stone, and T. Kasai, "A Representation of Hypergraphs in the Euclidean Space," *IEEE Trans. Computers*, vol. 33, no. 4, pp. 364-367, Apr. 1984.
- [14] Y.G. Leclerc, "Constructing Simple Stable Descriptions for Image Partitioning," *Int'l J. Computer Vision*, vol. 3, pp. 73-102, 1989.
- [15] J. Malik, S. Belongie, J. Shi, and T. Leung, "Textons, Contours and Regions: Cue Integration in Image Segmentation," *Proc. Int'l Conf. Computer Vision*, pp. 918-925, 1999.
- [16] J. Malik and P. Perona, "Preattentive Texture Discrimination with Early Vision Mechanisms," *J. Optical Soc. Am.*, vol. 7, no. 2, pp. 923-932, May 1990.
- [17] D. Mumford and J. Shah, "Optimal Approximations by Piecewise Smooth Functions, and Associated Variational Problems," *Comm. Pure Math.*, pp. 577-684, 1989.
- [18] A. Pothen, H.D. Simon, and K.P. Liou, "Partitioning Sparse Matrices with Eigenvectors of Graphs," *SIAM J. Matrix Analytical Applications*, vol. 11, pp. 430-452, 1990.
- [19] S. Sarkar and K.L. Boyer, "Quantitative Measures of Change Based on Feature Organization: Eigenvalues and Eigenvectors," *Proc. IEEE Conf. Computer Vision and Pattern Recognition*, 1996.
- [20] J. Shi and J. Malik, "Normalized Cuts and Image Segmentation," *Proc. IEEE Conf. Computer Vision and Pattern Recognition*, pp. 731-737, 1997.
- [21] J. Shi and J. Malik, "Motion Segmentation and Tracking Using Normalized Cuts," *Proc. Int'l Conf. Computer Vision*, pp. 1,154-1,160, 1998.
- [22] A.J. Sinclair and M.R. Jerrum, "Approximative Counting, Uniform Generation and Rapidly Mixing Markov Chains," *Information and Computation*, vol. 82, pp. 93-133, 1989.
- [23] D.A. Spielman and S.H. Teng, "Disk Packings and Planar Separators," *Proc. 12th ACM Symp. Computational Geometry*, May 1996.
- [24] M. Wertheimer, "Laws of Organization in Perceptual Forms (partial translation)," *A Sourcebook of Gestalt Psychology*, W.B. Ellis, ed., pp. 71-88, Harcourt, Brace, 1938.
- [25] Z. Wu and R. Leahy, "An Optimal Graph Theoretic Approach to Data Clustering: Theory and Its Application to Image Segmentation," *IEEE Trans. Pattern Analysis and Machine Intelligence*, vol. 15, no. 11, pp. 1,101-1,113, Nov. 1993.



analysis, and machine learning.



for graduate matters. He is a member of the Cognitive Science and Vision Science groups at UC Berkeley. His research interests are in computer vision and computational modeling of human vision. His work spans a range of topics in vision including image segmentation and grouping, texture, image-based modeling and rendering, content-based image querying, and intelligent vehicle highway systems. He has authored or coauthored more than 80 research papers on these topics.

He received the gold medal for the best graduating student in Electrical Engineering from IIT Kanpur in 1980, a Presidential Young Investigator Award in 1989, and the Rosenbaum fellowship for the Computer Vision Programme at the Newton Institute of Mathematical Sciences, University of Cambridge, in 1993. He is an editor-in-chief of the *International Journal of Computer Vision*. He is a member of the IEEE.

Jianbo Shi studied computer science and mathematics as an undergraduate at Cornell University where he received his BA degree in 1994. He received his PhD degree in computer science from the University of California at Berkeley in 1998. Since 1999, he has been a member of the faculty of the Robotics Institute at Carnegie Mellon University, where his primary research interests include image segmentation, grouping, object recognition, motion and shape

Jitendra Malik received the BTech degree in electrical engineering from the Indian Institute of Technology, Kanpur, in 1980 and the PhD degree in computer science from Stanford University in 1986. In January 1986, he joined the faculty of the Computer Science Division, Department of Electrical Engineering and Computer Science at the University of California at Berkeley, where he is currently a professor. During 1995-1998, he also served as vice-chair